



F 62



The new F62 encapsulates our uncompromising design ethos. Her flybridge inspires relaxation with a large dining area a sunpad aft and a unique circular forward seating area that can be converted into an additional sunpad. Boasting a walkthrough foredeck entertaining space and a hydraulic bathing platform as standard she's a pioneering yacht that continues to set the standard.





Her cavernous main deck saloon connects to the world outside through full length side windows, while her sociable galley is positioned aft and opens to the cockpit. The helm position is located to starboard with additional forward facing guest seating opposite. Below deck six guests enjoy three beautifully appointed en-suite cabins all bathed in natural light from elegant hull glazing, with the option of a further twin cabin aft for occasional guests or crew.



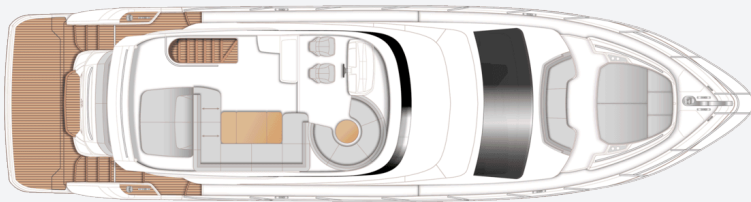


TAKE A VIRTUAL TOUR OF THE F62

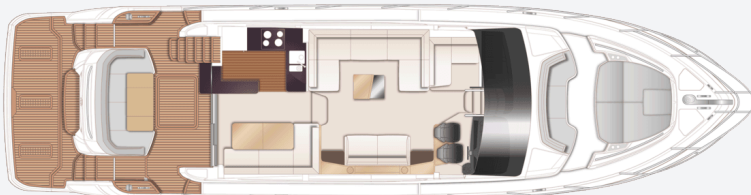




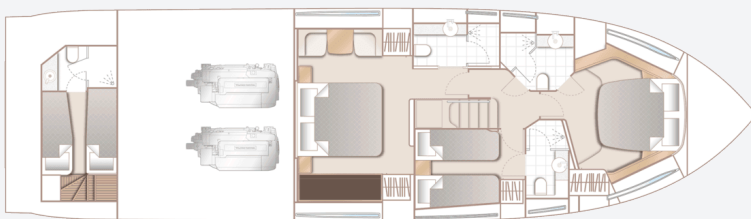
F62
SPECIFICATION



F62 Flybridge



F62 Main Deck



F62 Lower Deck

PRINCIPAL DIMENSIONS

Length overall (incl. pulpit)	63ft 5in (19.34m)
Length overall (excl. pulpit)	62ft 7in (19.09m)
Beam	16ft 6in (5.03m)
Draft	4ft 10in (1.48m)
Displacement approx. (lightship)	29,300kg (64,595lbs)*
Fuel capacity	748 gal/898 US gal/3,400l
Water capacity (excl. calorifier)	154 gal/185 US gal/ 700l

ENGINES

Twin Volvo D13-1000 (2 x 1,000hp)	Speed range: 32-34 knots†
--	------------------------------

FULL SPECIFICATION

DECK FITTINGS

- 6mm teak-laid transom platform, cockpit deck, flybridge stairway and steps to side deck
- Lewmar reversible electric anchor winch with foredeck and helm position controls
- Stemhead roller with automatic anchor launch and retrieve
- Self-stowing (32kg/70lb) Delta anchor with 40m of 10mm chain
- Bow rope storage locker
- Freshwater deck/anchor wash
- Deck storage locker for fenders and ropes
- Stainless steel bow, stern and spring cleats (8)
- Stainless steel pulpit and guardrails
- Stainless steel coachroof handrails
- Foredeck hatch
- PVC rubbing band with stainless steel insert
- LED deck level lighting
- Illuminated crown logo on transom
- Full set of IMCO navigation lights
- Riding light
- Searchlight with remote control
- Twin electric horns

- Loudhailer
- Fuel and water fillers
- Forward fairlead
- Transom gates

COCKPIT AND BATHING PLATFORM

- Self-draining
- U-shaped seating/dining area with folding teak table
- LED overhead and deck level lighting
- Stainless steel handrails
- Rope stowage locker
- Lockable gas strut assisted hatch to lazarette/engine room
- Lockable gas strut assisted hatch to lazarette/optional crew cabin
- Locker containing remote fuel cocks, manual bilge pump with valve chest and manual controls for automatic fire extinguishers
- Twin transom doors leading to bathing platform
- Transom seat in teak
- Electro-hydraulic raise/lower teak laid bathing platform (450kg SWL)

- Retractable bathing ladder (manual) in side of hydraulic platform
- Transom steps to access stern from bathing platform when in lowered position
- Hot and cold transom shower
- 220/240v shore support inlet in locker
- Cockpit cover
- Princess logo in bathing platform teak

FOREDECK

- Walk through coachroof seating area
- Foredeck sunbathing area with non-adjustable sunpad

FLYBRIDGE

- Instrument console with dual station controls and 9" colour multifunctional display incorporating engine instruments, fuel gauges and alarms
- 16in colour multifunctional display incorporating GPS/chartplotter, log and echo sounder
- Adjustable Isotta steering wheel
- Audible and visual alarm for bilge pumps

- Twin helm seats with fore and aft adjustment for helmsman
- Forward circular upholstered seating area and teak table
- Teak tray insert behind flybridge circular seat with drink holder
- U-shaped upholstered seating area
- Teak folding dining table
- Sunpad aft with sliding headrest and storage below
- Marine audio system with radio/iPod/MP3 connected to waterproof speakers (2)
- Wetbar including sink with electric barbecue and top loading coolbox
- Clear view hatch to aft cockpit
- Wind deflector screens (grey tinted perspex)
- Stainless steel handrails
- LED deck level lighting
- GRP radar arch
- Matched whip aerials for VHF R/T and radio
- Liferaft stowage
- Console and seat covers
- Optional GRP hardtop with/without electric opening section (or optional folding bimini with optional electro-hydraulic operation)
- USB charging points (2)

HELM POSITION

- Twin leather upholstered helm seats with manual fore and aft adjustment for helmsman, F-logo to helm seat
- Dual station instruments and controls at Flybridge and Lower Helm Positions:
 - 9in colour multifunctional display incorporating engine instrumentation and fuel gauges
 - 16in colour multifunctional display incorporating GPS/chartplotter, log and echosounder
 - power-assisted electro-hydraulic steering
 - adjustable steering wheel
 - rudder position indicator
 - high-speed magnetic compass
 - electronic engine controls
 - trim tab controls with indicators
 - bow thruster control
 - electric anchor winch remote control
 - autopilot
 - VHF with DSC R/T with intercom
 - remote control searchlight
 - horn button
- Drinks holders
- Toughened glass screen (clear for night vision)

- Windscreen wipers with freshwater windscreen wash
- Exterior black mesh windscreen covers
- Bilge pump controls with visual pump running warnings
- 24v and 240v electrical control panel
- Riding light, helm and navigation light control switches
- USB charging points (2)
- 220/240v outlets (2)
- LED overhead lighting (24v) and night lighting
- Pantograph helmsman's side door to starboard side deck
- Fitted carpet
- Black Isotta steering wheel

SALOON

- U-shaped sofa
- Coffee table
- Two-seater sofa
- L-shaped seat opposite helm area with electric opening window to port
- Units with bottle and glass storage
- Refrigerator
- Icemaker
- 50" UHD LED TV on rise and fall

- Fusion Apollo MS-RA770 audio system with Blu-ray player connected to Focal 100 ICW6 speakers (4)
- Blinds or sunscreens to all windows and doors
- LED overhead and concealed lighting (24v)
- Access stairway to lower accommodation
- Fitted carpet
- 220/240v outlets (3)

DINING AREA

- L-shaped sofa with folding dining table
- Stainless steel framed sliding door to cockpit with integrated hinging window aft of galley
- Blinds or sunscreens to all windows and doors
- LED overhead and concealed lighting (24v)
- Fitted carpet
- 220/240v outlet (1)

GALLEY

- Solid surface worktop
- 4-zone ceramic hob
- Extractor fan
- Combination microwave/convection oven with grill
- Stainless steel sink with mixer tap
- Full height fridge/freezer (270l)

- Waste bin
- Drawers and storage cupboards
- Blinds or sunscreens to all windows and doors
- LED overhead and task lighting (24v)
- 220/240v outlets (4)
- Planked timber flooring

ACCOMMODATION

- All cabins and bathrooms feature opening portholes
- All cabins feature 220/240v power points
- All bathrooms feature electric freshwater toilets and 240v shaver points

OWNER'S STATEROOM

- Large double bed with drawers below
- Twin bedside tables
- Twin wardrobes with shelves and mirror
- Dressing table
- Pull out mirror to vanity unit
- Occasional table with seats fore and aft
- Storage lockers and drawers
- 43" UHD LED TV
- Radio/DVD/MP3 player paired with Fusion 6" CL602 speakers (2)
- Panoramic windows including opening porthole

- Manual tension venetian blinds to hull windows
- LED overhead and concealed lighting (24v)
- Individual berth lights
- 220/240v outlets (2)
- USB charging point (4)
- Fitted carpet

EN-SUITE BATHROOM

- Washbasin with solid surface worktop
- Mirror to vanity unit
- Storage lockers
- Shower compartment with automatic pump out
- Extractor fan
- Window with opening porthole
- Manual tension venetian blind
- LED overhead and concealed lighting (24v)
- Bathroom accessories
- Solid surface flooring

FORWARD STATEROOM

- Large double bed with drawers below
- Wardrobe with shelves
- Dressing table
- Mirror to vanity unit
- Storage lockers
- Window with opening porthole

- Manual tension venetian blind
- Deck hatch
- LED overhead and concealed lighting (24v)
- Individual berth lights
- 220/240v outlets (2)
- USB charging points (4)
- Fitted carpet

EN-SUITE BATHROOM

- Wash basin with solid surface worktop
- Mirror
- Storage lockers
- Shower compartment with automatic pump out
- Extractor fan
- Window with opening porthole
- Manual tension venetian blind
- LED overhead and concealed lighting (24v)
- Bathroom accessories
- Solid surface flooring

STARBOARD GUEST CABIN

- Two single beds with drawers below (with option of double bed conversion)
- Bedside table
- Wardrobe with shelves
- Mirror

- Storage lockers and drawers
- Window with opening portholes
- Manual tension venetian blind
- LED overhead and concealed lighting (24v)
- Individual berth lights
- 220/240v outlets (2)
- USB charging point (2)
- Fitted carpet

EN-SUITE BATHROOM

- Wash basin with solid surface worktop
- Mirror
- Storage lockers
- Shower compartment with automatic pump out
- Extractor fan
- Window with opening porthole
- Manual tension venetian blind
- LED overhead and concealed lighting (24v)
- Bathroom accessories
- Solid surface flooring

OPTIONAL CREW CABIN (IN PLACE OF AFT LAZARETTE)

- Two single beds with storage below
- Wardrobe with shelf
- Mirror

- Opening porthole
- Transom window
- LED overhead lighting (24v)
- Individual berth lights
- 220/240v outlet (2)
- Fitted carpet

EN-SUITE BATHROOM

- Wash basin with solid surface worktop
- Storage lockers
- Opening porthole
- Shower with automatic pump out
- Extractor fan
- LED overhead lighting (24v)
- Bathroom accessories

POWER AND DRIVE SYSTEMS

- 5-bladed propellers in nickel aluminum bronze
- Bow thruster (130kgf/287lbf) with dual-station controls
- Engine room lighting
- Engine room access hatch and ladder
- Power-assisted electro-hydraulic steering system
- Trim tabs with indicators
- Electronic engine and gear shift controls

- Engine room extractor fan with electronic time delay
- Fresh water supply point in engine room
- Dripless self-aligning shaft seals

ELECTRICAL SYSTEMS

24 Volt:

- 4 x heavy duty batteries for engine starting
- 4 x heavy duty auxiliary batteries
- Battery link facility with remote control at helm position
- Both battery banks are charged using a voltage sensitive relay that parallels both battery banks when a charging source is present
- 60-amp battery charger charges both banks of batteries via an automatic switch charging system
- Remote battery master switches with control switch at main switch panel
- Circuit breakers on all circuits
- 12v voltage dropper for certain navigation and radio circuits

220/240 Volt:

- 11Kw diesel generator in own sound shield with water cooled specially silenced exhaust

- Automatic fire extinguisher situated by generator
- 50-amp shore support inlet
- Generator/shore support change-over switch
- Polarity check system
- Earth leakage safety trip
- Circuit breakers on all circuits
- Power points in: owner's stateroom, guest cabins, galley and saloon area
- Shaver points in all bathrooms

FUEL SYSTEM

- Twin fuel tanks (in NS8 marine grade alloy) with interconnection system giving 748 gal / 898 US gal / 3,400l capacity
- Fuel fillers on port and starboard side decks
- High-capacity duplex fuel filters with water traps with change-over valves, water warning sensors connected to warning lights at lower helm
- Remote fuel cocks in cockpit locker
- Fuel gauges at main helm console

WATER SYSTEM

- Water tanks totalling 170 gal / 185 US gal / 700l plus 16 gal /19 US gal / 73l hot water calorifier

- Water heated by engines and 240v immersion heater
- Automatic water pump with filter
- Main circuit breaker at switch panel
- Water level gauge
- Deck filler
- Electric freshwater toilet system with 75 gal /90 US gal / 340l holding tank, content gauge and manual overboard discharge, with macerator backup system as well as dockside discharge system

FIRE EXTINGUISHERS

- Automatic/manual override fire extinguishers in engine room with warning system at helm position
- Hand-operated fire extinguishers (5) in owner's stateroom, forward and starboard guest cabins, galley and helm position
- Additional extinguisher fitted when optional aft cabin is specified

BILGE PUMPS

- Automatic/manual override electric bilge pumps in engine room (2), rudder area, lazarette and forward accommodation (6 in all)

- High-capacity manual bilge pump with valve system and suction points in same areas
- Electric bilge pumps have controls and warning lights at main helm and warning light with audible alarm at flybridge helm

OTHER STANDARD EQUIPMENT

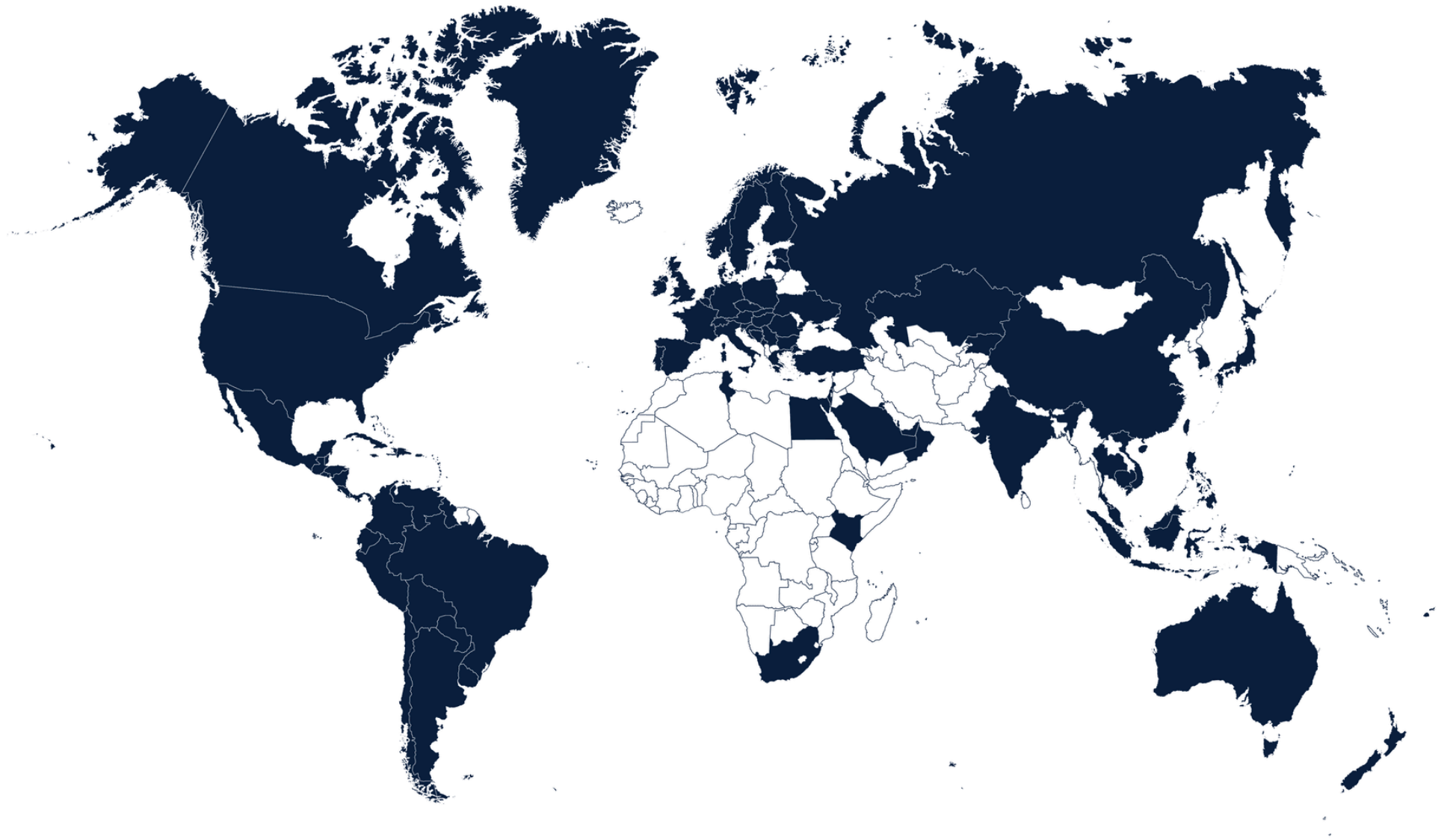
- Ensign staff
- Fenders (6)
- Mooring warps (4)
- Boat hook
- First aid kit
- Tool kit
- Owner's manual and engine manual
- Quilted bedspreads supplied to all cabins (except optional crew cabin)
- Ship's document case
- Anchor winch back up handle
- F62 canopy badges

FINISHES

- Teak-laid decks to transom platform, steps to side decks, cockpit deck and steps to flybridge
- Timber-laid floor to galley area
- Furniture in choice of Rovere Oak or Alba Oak in satin finish as standard. Silver Oak or Walnut

- in satin or gloss finish available as an option
- Solid surface floors in all bathroom suites in guest accommodation
- Solid surface wash hand basin counter tops in all bathrooms
- Galley worktop in solid surface finish
- Choice of high-quality carpet and upholstery fabric from extensive range
- Blinds or sunscreens to all windows and portholes
- Optional crew cabin has non-slip safety flooring and carpet
- Optional crew bathroom has white solid surface counter tops

GLOBAL COVERAGE





THANK YOU

For more information or to find a distributor,
please visit our [website](#).