



F45





The exceptional F45 flybridge delivers unparalleled space, quality and flexibility for the ultimate on-water experience. Her extended flybridge includes a seating area with teak dining table and forward L-shaped seats that convert to a sunpad when required. At the touch of a button, her unique, electrically-sliding transom seating arrangement extends the length of the cockpit area to deliver unrivalled main deck space for a 45ft yacht.









Below deck, a full beam owner's cabin complemented by a forward en-suite cabin await and exceed your accommodation expectations belying her sleek proportions. Powered by Volvo IPS 600's and reaching a top speed of up to 31 knots, the F45 is a breathtakingly beautiful craft. Together with its elegant full-length hull windows, beautifully resolved surfacing, and unusual design detail, the F45 establishes itself as the pinnacle of small flybridge yachts.








Take a virtual tour of the F45



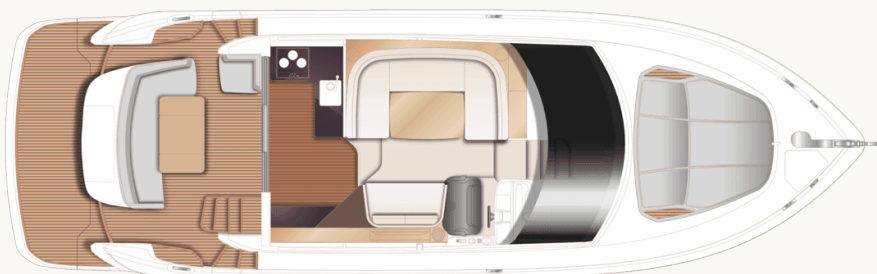


# F45

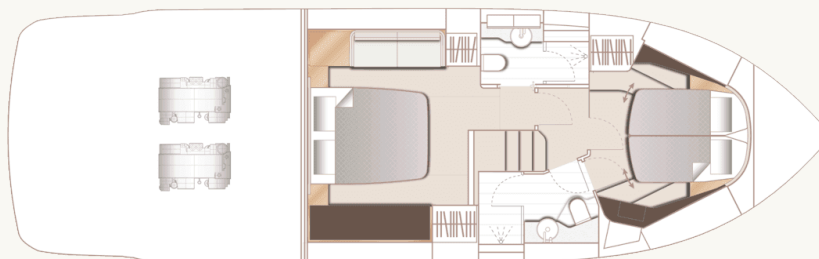
## Layout and Specifications



F45 Flybridge



F45 Main Deck



F45 Lower Deck



## Principal Dimensions

Length overall (incl. pulpit)	47 ft 1 in / 14.35m
Length overall (excl. pulpit)	44 ft 9 in / 13.64m
Beam	14 ft 0 in / 4.26m
Draft	3 ft 7 in / 1.10m
Displacement approx.	17,283 kg / 38,103 lbs*
Fuel capacity	361 gal / 433 US gal / 1,640 l
Water capacity (excl. calorifier)	102 gal / 122 US gal / 462 l
Black water tank	33 gal / 40 US gal / 150 l

## Engines - Diesel

Twin Volvo D6-480 IPS 650 (2 x 480mhp)	Maximum speed range - 29-31 knots <sup>†</sup>
--	--



## Full Specification

### Deck fittings

- 6mm teak-laid transom platform, cockpit deck, flybridge stairway and steps to side decks
- Lewmar reversible electric anchor winch with foredeck, main helm and flybridge controls
- Stem head roller with automatic anchor launch and retrieve
- Self-stowing 20kg/35lbs Delta anchor with 40m of chain
- Deck hatch access to chain locker
- Fender storage
- Stainless steel bow fairleads
- Stainless steel bow, stern and spring cleats
- Stainless steel pulpit and guard rails
- Stainless steel coach roof and flybridge handrails
- Foredeck escape hatch
- Foredeck sunbathing area
- PVC rubbing band with stainless steel insert
- LED deck level lighting
- Illuminated crown logo on transom
- Full set of IMCO navigation lights
- Riding light

- Searchlight with dual station remote controls
- Twin electric horns
- Fuel and water fillers
- Holding tank dockside discharge connection
- Ensign socket and staff

### Cockpit and bathing platform

- Self-draining
- L- shaped upholstered seating
- Teak folding table
- Upholstered aft facing seat with locker containing remote fuel cocks, manual bilge pump with valve chest and manual controls for automatic fire extinguisher
- Transom seat locker
- LED overhead and deck level lighting
- Stainless steel handrails
- Lockable gas strut assisted hatch to engine room/lazarette
- Life raft stowage locker
- Open rope storage lockers
- Integral stairway to flybridge with teak step

treads

- Transom gates leading to bathing platform
- Transom bathing platform with foldaway swimming ladder (will fit a tender up to 2.9m)
- Optional electro-hydraulic raise/lower mechanism for transom platform (400kg SWL - maximum advised tender weight 300kg) including dinghy chock system
- 220/240v shore support inlet
- Hot and cold transom shower
- Cockpit canvas cover

### Flybridge

- Dual station instruments and controls (Helm Position)
- Adjustable steering wheel
- Audible and visual alarm for bilge pumps
- Twin helm seats with fore and aft adjustment for helmsman
- Large U-shaped upholstered seating
- Forward L-shaped seat (converts to sunpad)
- Folding teak table



- JL Audio M6-650X-L Waterproof speakers (2) linked to saloon audio system
- Clear view hatch to aft cockpit
- Wind deflector screens
- Stainless steel handrails
- LED deck level lighting
- Wireless waterproof phone charger
- GRP radar arch
- Console and seat covers
- Twin matching whip aerials for VHF R/T and radio
- Optional wet bar with electric barbecue with refrigerated top loading cool box
- Optional bimini

#### **Helm position**

- Double leather upholstered helm seat with manual fore and aft adjustment
- Dual station instruments and controls at Flybridge and Lower Helm Positions:
  - power steering
  - adjustable steering wheel
  - high-speed magnetic compass
  - electronic engine controls with integrated automatic trim tab control

- Joystick control
- electric anchor winch remote control
- 16" Volvo/Garmin display with audible and visual engine data and warning, autopilot control, speed and distance log, echo sounder, auto trim tab position and rudder reference
- VHF with DSC R/T with intercom
- remote control searchlight
- horn button
- Drinks holders
- Toughened glass screen (clear for night vision)
- Windscreen wipers with freshwater windscreen wash
- Exterior black mesh windscreen covers
- Bilge pump controls with visual pump running warnings (with audible alarm at upper helm)
- 24v and 240v electrical control panel
- Riding light, helm and navigation light control switches
- USB charging point (1)
- LED overhead lighting (24v) and night lighting
- Manual sliding tinted side window adjacent to helmsman
- Fitted carpet

#### **Saloon**

- Triple stainless steel framed sliding doors to aft cockpit (3 panes total, 2 opening)
- U-shaped sofa with dining table to port (option for double berth conversion)
- Two-seater sofa
- Drawer storage below sofas
- Fusion MS-RA770 audio system connected to speakers (2)
- Venetian blinds to all windows and doors
- LED overhead lighting (24v)
- Stairway to lower accommodation
- Fitted carpet

#### **Galley**

- Sylmar White (satin finish) solid surface counter top
- 3-zone diesel fuelled hob (option of electric hob and fitted as standard when generator selected)
- Extractor fan
- Combination microwave/convection oven with grill
- Stainless steel sink with mixer tap
- Twin refrigerator with removable freezer compartments
- Waste bin



- Chopping board
- Drawers and storage cupboards
- Manual tension venetian blinds to window
- LED overhead and task lighting (24v)
- 220/240v outlets
- Provision for optional dishwasher
- Timber flooring (V groove planked)

#### **Accommodation**

- All cabins and bathrooms feature opening portholes
- All cabins feature 220/240v power points
- All bathrooms feature electric freshwater toilets and 240v shaver points

#### **Owner's stateroom**

- Large double bed with drawers below
- Bedside tables
- Wardrobes with shelves
- Mirror
- Sofa
- Storage lockers and drawers
- Panoramic windows including opening portholes
- Manual tension venetian blinds to hull windows

- LED overhead (24v)
- Individual berth lights
- 220/240v outlets (2)
- USB charging point (1)
- Fitted carpet

#### **En-suite bathroom**

- Wash basin with Carrera White (gloss finish) solid surface counter top
- Mirror
- Storage lockers
- Shower compartment with automatic pump out
- Extractor fan
- Opening porthole Manual tension venetian blind
- LED overhead lighting (24v)
- Bathroom accessories
- Koko White (satin finish) solid surface flooring

#### **Forward guest cabin**

- Large double bed with drawers below (option of scissor berths)
- Wardrobe with shelves
- Dressing table
- Mirror

- Storage lockers and drawers
- Opening porthole
- Manual tension venetian blind
- Deck hatch
- LED overhead (24v)
- Individual berth lights
- 220/240v outlets (2)
- USB charging point (1)
- Fitted carpet

#### **En-suite bathroom**

- Wash basin with Carrera White (gloss finish) solid surface counter top
- Mirror
- Storage lockers
- Shower compartment with automatic pump out
- Extractor fan
- Opening porthole and venetian blind
- LED overhead lighting (24v)
- Bathroom accessories
- Koko White (satin finish) solid surface flooring
- Day access door from passageway

#### **Power and drive systems**

- Twin Volvo IPS (2 x 440 or 480mhp driving contra rotating propellers via pod drive) with integral power-assisted steering system with automatic trim tabs
- Engine room lighting
- Engine room access hatch and ladder
- Electronic engine controls
- Joystick manoeuvring system
- Volvo IPS active corrosion protection system for pod drive
- Engine room extractor fan with electronic time delay

### Electrical systems

24 Volt:

- 4 x heavy-duty batteries for engine starting
- 4 x heavy-duty auxiliary batteries
- Battery link facility with remote control at helm position
- All battery banks are charged using a voltage sensitive relay that parallels all batteries banks when a charging source is present
- 40-amp 24v battery charger
- Remote battery master switches with control

switch at main switch panel

- Circuit breakers on all circuits
- 24v to 12v voltage dropper for certain navigation and radio circuits
- Princess Connect telemetry and maintenance system

220/240 Volt:

- Shore support inlet
- Polarity check system
- Earth leakage safety trip
- Circuit breakers on all circuits
- Power points (240v) in: owner's stateroom, guest cabin, galley and saloon area
- Shaver points in all bathrooms

### Fuel system

- Twin fuel tanks (in NS8 marine grade alloy) with interconnection system giving 286 gal /343 US gal / 1,300 l capacity
- Fuel fillers on port and starboard side decks
- High-capacity fuel filter with water trap and change-over valves, water contamination warning integrated with engine data display

- Remote fuel cocks in cockpit seat locker
- Fuel levels integrated with engine display data

### Water system

- Water tank of 100 gal /120 US gal / 455l plus 7 gal /8 US gal / 32 l hot water calorifier giving a total of 107 gal / 129 US gal / 487l water capacity.
- Water heated by engines and 240v immersion heater
- Automatic water pump with filter
- Main circuit breaker at switch panel
- Water level gauge
- Deck filler
- Electric freshwater toilet system with 33 gal / 40 US gal / 150l holding tank, contents gauge, manual overboard discharge and dockside discharge.

### Fire extinguishers

- Automatic/manual override fire extinguishers in engine room with warning system at flybridge and lower helm position
- Hand operated fire extinguishers (4) in owner's



stateroom and forward guest cabin, galley and lower helm position

### **Bilge pumps**

- Automatic electric bilge pumps (with manual override) in engine room (2) and forward accommodation (2)
- High-capacity manual bilge pump with valve system and suction points in same areas
- Electric bilge pumps have controls and warning lights at main helm and warning light with audible alarm at flybridge helm

### **Other standard equipment**

- Ensign staff
- Fenders (4)
- Mooring warps (4)
- First aid kit
- Tool kit
- Owner's manual and engine manual
- Quilted mattress cover supplied to all cabins
- Ship's document case
- Boat hook
- Anchor winch back up handle

### **Finishes**

- Teak-laid decks to transom platform, steps to side decks and steps to flybridge
- Timber-laid V groove planked floor to galley
- Furniture in Rovere oak with satin finish as standard. Optional finishes include ash or silver oak with a satin finish or walnut wood in a satin or gloss finish
- Solid surface floors in all bathroom suites
- Solid surface wash basin counter tops in all bathroom suites
- Galley counter top in solid surface
- Galley furniture in soft-touch grey surface matt finish
- Choice of high-quality carpet and fabrics from the Quartz range
- Blinds or sunscreens to all windows and portholes