

# Princess F54

Product Presentation



  
**PRINCESS**  
Distinction in Detail

# Contents

03 Highlights


04-05 Profiles

06-08 Images

09-12 Layouts

13 Technical Specification

14 Further information



# Highlights

- Engine options up to twin Volvo D13-900's giving a maximum speed of up to 34 knots
- New aft layout featuring:
  - New optional linear bathing platform suitable for tender up to Williams TurboJet 285
  - New style 'walkaround' transom design
  - Aft facing seating to cockpit (via optional movable backrest)
- New foredeck layout featuring sunpad with optional manually adjustable headrest plus backrest (to create forward facing seat conversion) and optional removable teak table (deck-mounted)
- New flybridge layout featuring companion seating (with sunpad conversion), dining area, corner wetbar, and helm station
- New hardtop option
- Separate dinette to main deck living area – unique to this size of yacht
- 3 guest cabins to the lower deck, including a new and improved third guest cabin with side-by-side twin berths (and optional double berth conversion)
- New aft cabin fit out option featuring single bunk, wash hand basin, toilet, and storage
- New styling throughout including new style helm seats in eco upholstery as standard
- Bowthruster fitted as standard with option for sternthruster or variable speed bow and stern thrusters
- Optional gyro stabilisation
- ONAN generator fitted as standard with 3 upgrade options
- Optional grey water OR extended range fuel tank available
- Garmin navigation systems throughout
- Fusion audio throughout with option to upgrade to Naim



# Profile



## Optional Profile





  
**PRINCESS**







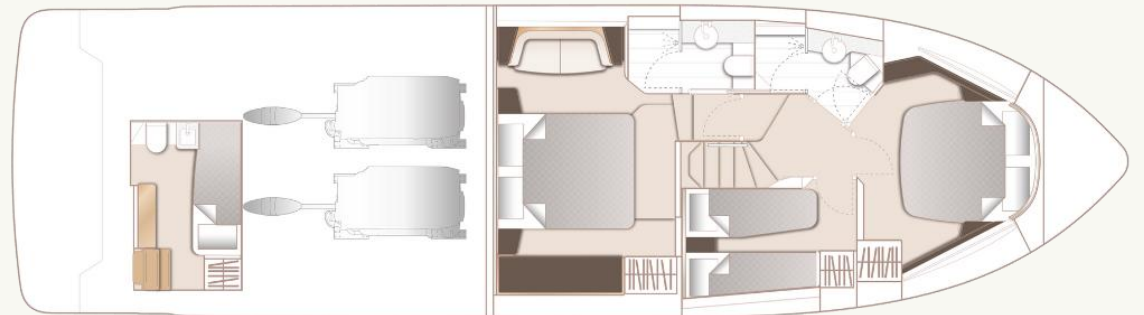
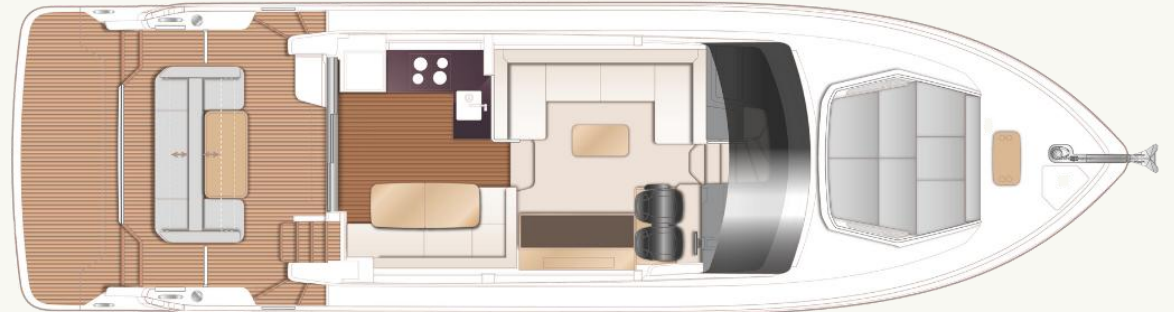
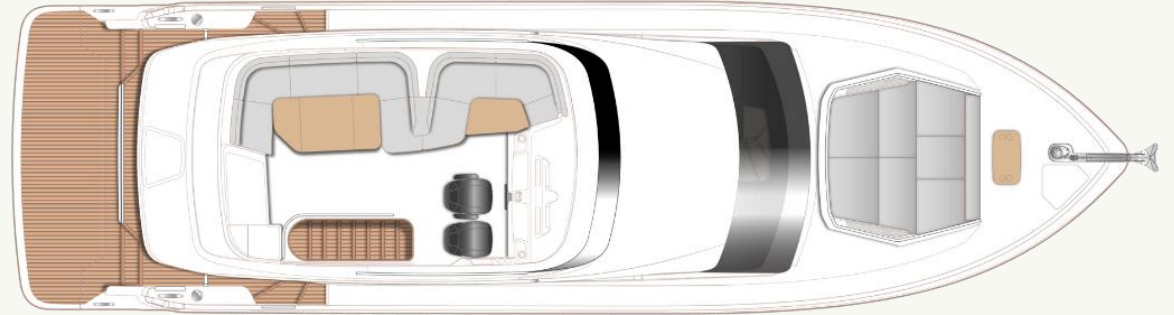




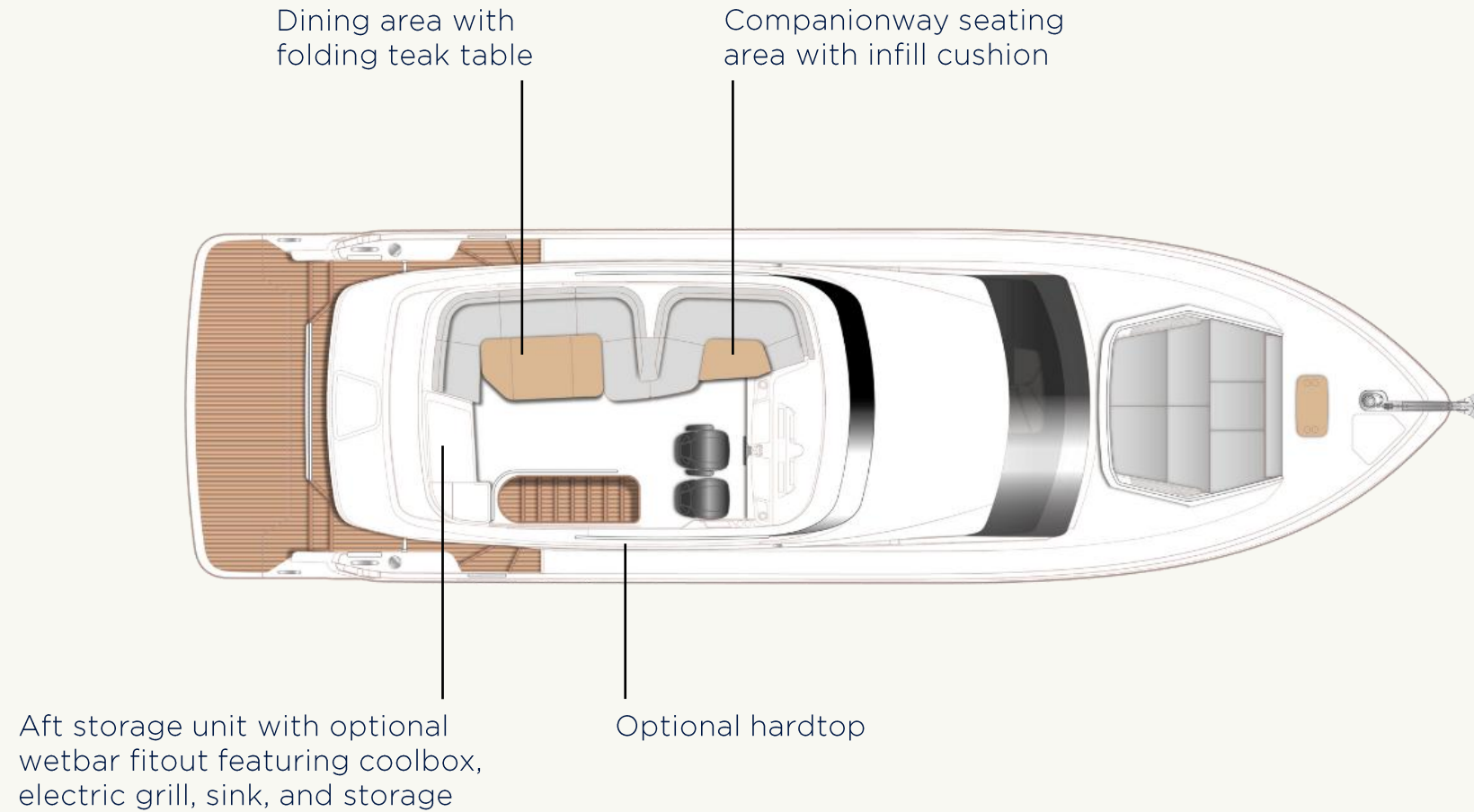
# Layouts

Flybridge, main deck and lower deck arrangements\*

\*some optional equipment may be shown



# Flybridge



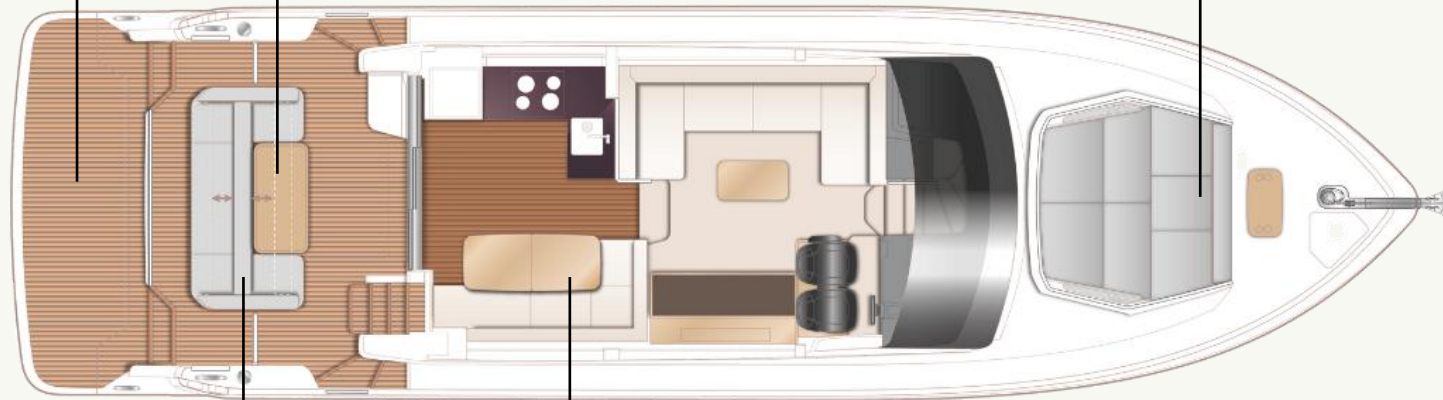


# Main Deck

Optional linear lift up/  
down bathing platform

Walkaround cockpit area with  
U-shaped seat and teak table

Foredeck sunpad with  
optional teak coffee table



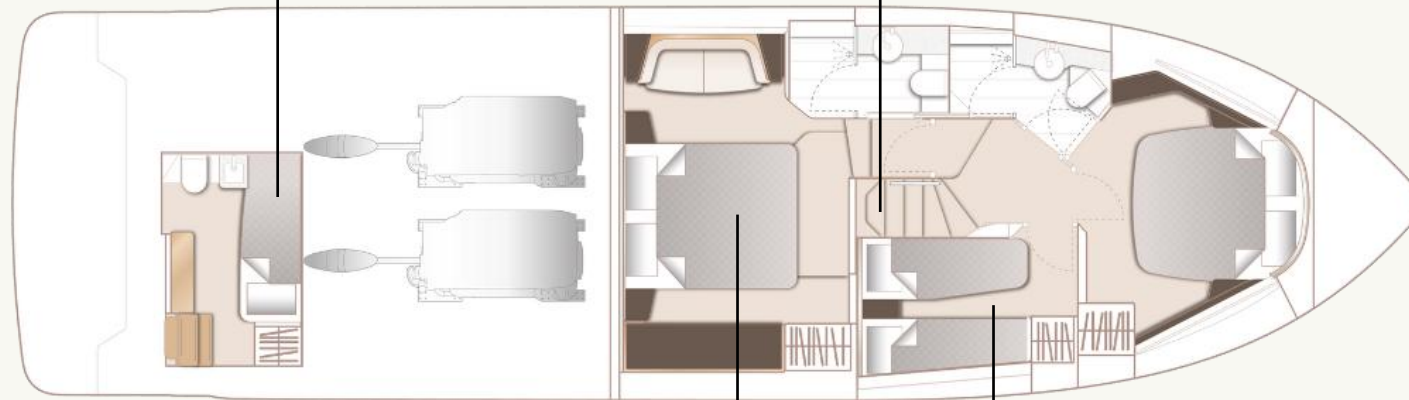
Optional multi-position moveable back rest  
mechanism to convert U-shaped seat into aft facing  
sofa or cockpit sunbed (includes manual up/down  
mechanism to table and sunpad infill cushion)

Separate dinette area

# Lower Deck

Optional crew cabin  
with single berth

Optional washer/dryer



Owner's stateroom with  
forward ensuite

Side-by-side berth third cabin



# Technical Specification

## Principal Dimensions

Length overall (incl. pulpit)	54 ft 4 in / 16.260 m
Length overall (excl. pulpit)	53 ft 3 in / 16.242 m
Length of hull	50 ft 2 in / 15.283 m
Beam	14 ft 9 in / 4.500 m
Displacement approx.	23,385 kg / 51,555 lbs*
Fuel capacity	462 gal / 555 US gal / 2,100 l
Water capacity	114 gal / 137 US gal / 520 l

## Engines - Diesel

- Twin Volvo D11-725 (2 x 725mhp)  
Maximum speed range - 27-29 knots<sup>†</sup>
- Twin Volvo D13-900 (2 x 900mhp)  
Maximum speed range - 32-34 knots<sup>†</sup>