



F58



The all-new Princess F58 is the latest addition to the acclaimed F-Class series and is unmistakably Princess. Elegant lines, exceptional space and a level of specification and standard of finish normally reserved for much larger craft. This is no truer than with her exterior spaces which have been designed with sociability and relaxation very much in mind. From the vast flybridge that has been designed to maximise guest space, to the foredeck 'terrace' which is large enough to entertain or simply offer a tranquil place to relax, and is a very popular feature borrowed from our larger yachts. Or, the generous cockpit that flows seamlessly into the saloon and down on to the bathing platform which is itself equipped with seating and an optional BBQ to create a mini beach club adjacent to the water.





Inside, the interior blends meticulous craftsmanship with a contemporary, yet timeless design that flows throughout her spacious accommodation. The saloon is surrounded by panoramic windows filling the space with natural light and connecting effortlessly to the outside. The fully equipped galley is situated aft of the saloon and links the cockpit and interior dining spaces making this a highly sociable layout.

On the lower deck are three beautifully detailed cabins including a spacious forward VIP guest cabin, a twin to starboard, which can be converted into a third double, and a full-beam owner's stateroom featuring a 'superyacht' style ensuite bathroom and walk-in wardrobe which also make full use of her generous beam. The new Princess F58 truly is a yacht without compromise and is already proving to be a very popular addition to the F-Class family.

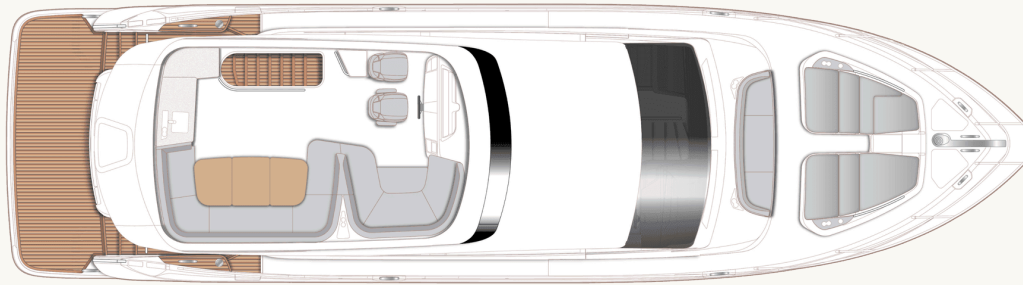




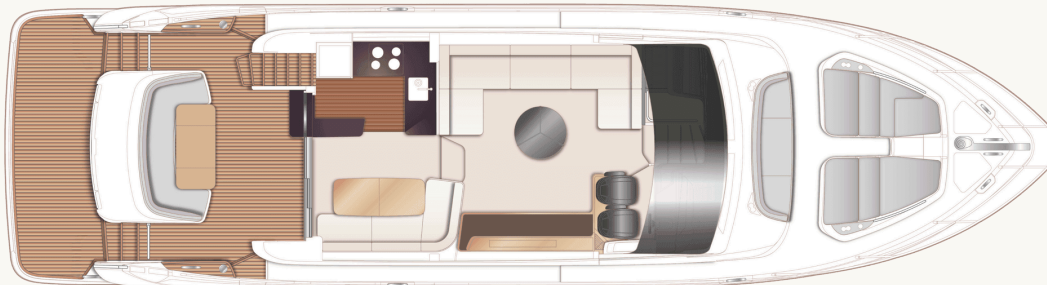
# F58

## Layouts and Specification

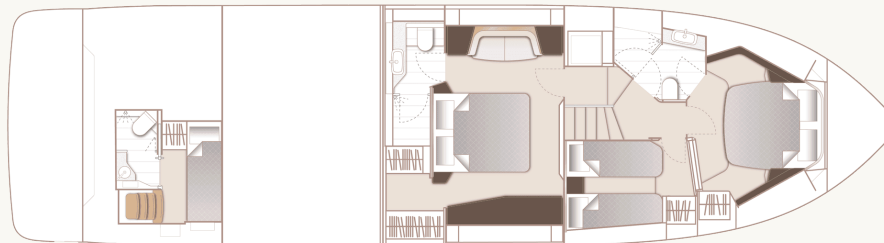




F58 Flybridge



F58 Main Deck



F58 Lower Deck

## Principal Dimensions

Length overall (incl. pulpit)	59 ft 8 in / 18.20m
Length overall (excl. pulpit)	58 ft 4 in / 17.77m
Beam	16 ft 1 in / 4.90m
Draft	5 ft 0 in / 1.53m
Displacement approx.	32,318 kg / 71,248 lbs*
Fuel capacity	726 gal / 872 US gal / 3,300 l
Water capacity (excl. calorifier)	139 gal / 166 US gal / 630 l
Black water tank	69 gal / 83 US gal / 315 l

## Engines - Diesel

Twin MAN V8-1000 (2 x 1,000mhp)	Maximum speed range - 29-31 knots <sup>†</sup>
Twin MAN V8-1200 (2 x 1,200mhp)	Maximum speed range - 33-35 knots <sup>†</sup>



## Full Specification

### Deck fittings

- Teak-laid transom platform, transom steps, cockpit deck, flybridge stairway and steps to side deck
- Reversible electric anchor winch with foredeck and main helm controls
- Stemhead roller with automatic anchor launch and retrieve
- Self-stowing anchor system incorporating one 32kg galvanised Lewmar Delta anchor with 40m of 9.5mm galvanised anchor chain
- Deck hatch access to chain locker – 2 lockers forward
- Stainless steel fairleads, with chafing plates (1 pair)
- Stainless steel bow, stern and spring cleats, with chafing plates (4 pairs)
- Stainless steel pulpit and guard rails
- PVC rubbing band with stainless steel insert
- LED deck level lighting
- Illuminated crown logo on transom
- Full set of IMO navigation lights
- Riding light
- Searchlight with remote controls
- Loudhailer (connected to VHF)
- Twin electric horns
- Ensign socket
- Fuel and water fillers (one per side)
- Black water holding tank dockside discharge connection
- Foredeck escape hatch
- Foredeck seating area with fender storage and drink holders (2)
- Foredeck sunbathing area incorporating fixed twin sunpads with integrated storage and drink holders (4)
- Foredeck sunpad covers
- Portside fender storage locker
- Upholstered U-shaped seating
- Folding teak dining table with cup holders (4)
- Stainless steel handrails
- LED overhead and deck level lighting
- Integral stairway to flybridge with teak-laid step treads
- LED lighting to step faces
- Life raft storage locker under flybridge stairs
- Rope storage
- Lockable gas strut assisted hatch to lazarette/ engine room
- Locker containing remote fuel cocks, manual bilge pump with valve chest and manual controls for automatic fire extinguishers
- Transom top locker
- Twin transom gates leading to bathing platform
- Hot and cold flatwash transom shower
- 220/240v shore support inlet
- Cockpit cover

### Cockpit and bathing platform

- Self-draining
- Fixed bathing platform

### Lower helm

- Twin leather upholstered manual seat with fore and aft adjustment for helmsman
- Instrument console with controls incorporating engine instruments and fuel gauges
- Dual station instrument and controls console at lower helm
  - 16" colour MFD incorporating GPS/chartplotter, log, echo-sounder
  - 9" MFD screen displaying engine instrumentation (including fuel levels and fuel flow)
  - Power-assisted electro-hydraulic steering
  - Adjustable steering wheel
  - High-speed magnetic compass
  - Electronic engine controls
  - Trim tab controls with indicators
  - Bow thruster control
  - Electric anchor winch remote control
  - Autopilot
  - Speed and distance log
  - Echo sounder with alarm
  - VHF with DSC R/T with intercom
  - Remote control searchlight
  - Horn button (to operate twin electric horns)
  - Audible and visual alarm engine warning system

- Audible and visual alarm for bilge pumps
- Engine room fire extinguisher warning system
- Footrest
- Drink holders (3)
- Electric drop window (starboard)
- Toughened glass screen (clear for night vision)
- Windscreen wipers with freshwater windscreen wash
- Glove box to portside dash
- Exterior black mesh windscreen covers
- Bilge pump controls with visual pump running warnings
- 24v and 240v electrical control panel
- Riding light, helm and navigation light control switches
- USB charging points (2) (USB-A and USB-C)
- LED overhead lighting (24v) and night lighting
- Fitted carpet

### **Flybridge**

- Dual station instrumentation and controls (see Lower Helm Position)
- Power assisted electro-hydraulic steering with adjustable steering wheel
- Wind deflector screens

- Twin manual helm seats with fore and aft adjustment for helmsman
- Audible and visual alarm for bilge pumps
- Engine room fire extinguisher warning system
- Clear view hatch to aft cockpit
- Access stairway to aft cockpit
- Stainless steel handrails
- Stainless steel handrail around flybridge hatch
- Top loading cool box in navigators pedestal moulding
- Small U-shaped seat (starboard), with conversion to sunpad
- U-shaped upholstered seating area (starboard)
- Drink holders (8)
- Folding teak table with drink holders (4)
- Served with sink, storage, electric barbecue and bin
- Fusion MS-SRX400 audio system, paired with Fusion Signature 7.7" waterproof speakers (2)
- LED deck level lighting
- USB-A charging points (2)
- GRP radar arch
- Twin matching whip aerials for VHF R/T and radio
- Covers to console and exterior furniture where appropriate

### **Deck saloon**

- U-shaped sofa (port) with storage drawers below
- Coffee table
- Electric drop window (port)
- Crockery storage drawer
- Sideboard unit with bottle and glass storage and refrigerator
- 50" LED TV on rise and fall
- Fusion MS-RA770 audio system, paired with Focal 100 ICW6 speakers (2)
- Panoramic tinted toughened glass windows port and starboard
- Manual Venetian blinds to all windows
- LED overhead and concealed lighting (24v)
- Access stairway to lower accommodation
- Fitted carpet

### **Dining area**

- L-shape sofa to starboard
- Folding dining table
- Stainless steel framed sliding door to cockpit. Three panes with integrated hinging window aft of galley (one fixed pane, two sliding panes, one

flip up window)

- 220/240v power outlets (1)
- USB charging points (2) (USB-A and USB-C)
- LED overhead and concealed (24v)
- Manual Venetian blinds to windows
- Manual blind to door
- Fitted carpet

### **Galley**

- Galley counter top is Solid Surface in White (satin finish)
- 4-zone ceramic hob
- Hob extractor fan
- Twin top lockers
- Combination microwave/convection oven with grill
- Full height fridge/freezer (270l)
- Sink is stainless steel with mixer tap
- Waste bin
- Drawers and storage cupboards
- Corner galley storage bin (top loading) with work top lid
- 220/240v power outlets (4)
- Manual Venetian blinds to windows
- Timber-laid flooring (V-groove planked)

### **Accommodation**

- All cabins and bathrooms feature opening portholes
- All cabins feature 220/240v power points and USB charging points
- All bathrooms feature electric freshwater toilets and 240v shaver points

### **Owner's stateroom**

- Large double bed with bedside tables and drawers below
- Two-seater sofa to port, with cupboard storage
- Walk-in wardrobe to starboard with shelves and mirror
- Sideboard unit to starboard
- Pull out mirror to vanity draw in sideboard unit
- Fusion Apollo MS-RA670 audio system paired with Focal 100 ICW6 speakers (2)
- Panoramic windows including opening portholes
- Manual Venetian blinds to all windows
- LED overhead and concealed lighting (24v)
- Individual berth lights
- 220/240v outlets (2)
- USB charging points (4) (2x USB-A and 2x USB-

C)

- Fitted carpet

#### En-suite bathroom

- Solid Surface vanity top and thermoformed sink
- Mirror with medicine cabinet unit
- Storage lockers
- Shower compartment with automatic pump out
- Extractor fan
- Window with opening porthole
- Manual Venetian blind to window
- LED overhead and concealed lighting (24v)
- Bathroom accessories (toilet roll holder, toilet brush and holder, soap dispenser, toothbrush tumbler and robe hooks)
- Solid Surface flooring

#### Forward cabin

- Large double bed with drawers below
- Half height mirror above sideliner, with storage behind (port)
- Wardrobe with shelves and mirror
- Top lockers
- Windows with opening portholes

- Manual Venetian blind to all windows
- Deck escape hatch
- LED overhead and concealed lighting (24v)
- Individual berth lights
- 220/240v outlets (2)
- USB charging points (4) - two per side (2x USB-A and 2x USB-C)
- Fitted carpet

#### En-suite bathroom

- Accessible from both the lobby/passageway and forward cabin
- Solid Surface vanity top and thermoformed sink
- Mirror with storage
- Storage lockers
- Shower compartment with automatic pump out
- Extractor fan
- Window with opening porthole
- Manual Venetian blind to window
- LED overhead and concealed lighting (24v)
- Bathroom accessories (toilet roll holder, toilet brush and holder, soap dispenser, toothbrush tumbler and robe hooks)
- Solid Surface flooring

#### Starboard guest cabin

- Two single beds with drawers below
- Bedside table
- Wardrobe with shelves and mirror
- Top lockers
- Window with opening portholes
- Manual Venetian blind to window
- LED overhead and concealed lighting (24v)
- Individual berth lights
- 220/240v outlet (1)
- USB charging points (2) (USB-A and USB-C)
- Fitted carpet

#### Lower lobby / passageway area

- Storage for detergent and laundry equipment
- Under-stair storage locker
- Double height storage locker
- LED overhead lighting (24v)

#### Power and drive systems

- Propeller shafts in Marinemet
- 5-bladed propellers in nickel aluminium bronze
- Bow thruster 170kgF with dual-station controls

- High speed balanced rudders
- Power-assisted steering system
- Trim tabs with indicators
- Cathodic protection for sterngear
- Sterngear, engines, fuel tank fillers, etc all electrically bonded
- Forward and aft engine room bulkheads and engine room headlining to be integrally bonded including insulation with acoustafoam layers
- High volume air intakes
- Engine room extractor fan with electronic time delay
- Engine exhaust silencers and water-cooled exhausts
- Engine beds integrally moulded with hull for strength and vibration absorption
- Engines flexibly mounted
- Automatic fire extinguisher with remote override control
- Automatic and manual bilge pumps
- Engine room lighting
- Engine room access hatch and ladder
- Electronic engine and gear shift controls
- Fresh water supply point in engine room
- Dripless self-aligning shaft seals

### **Electrical systems**

#### 24 Volt:

- 4 x heavy duty batteries for engine starting
- 4 x heavy duty auxiliary batteries
- Battery link facility with remote control at helm position
- Both battery banks are charged using a voltage sensitive relay that parallels both battery banks when a charging source is present
- 60-amp 24v float battery charger
- Remote battery isolator control switches at main switch panel position
- Circuit breakers on all circuits
- 12v voltage dropper/converters for certain navigation and radio circuits
- Princess Connect telemetry and maintenance system

#### 220/240 Volt:

- European specification: 11kW @ 50Hz diesel generator, in own sound shields, water cooled and with specially silenced exhaust systems and with remote operation from main control panel

- USA specification: 11.5kW @ 60Hz diesel generator in own sound shields, water cooled and with specially silenced exhaust systems and with remote operation from main control panel
- Automatic fire extinguisher situated in engine room
- Shore power/generator change over control operated from main control panel
- Polarity check system
- Earth leakage safety trip
- Circuit breakers on all circuits
- All cabins feature 220/240v power points and USB charging points
- All bathrooms feature electric freshwater toilets and 240v shaver points

### **Fuel system**

- Twin fuel tanks in NS8 marine grade alloy with interconnection system 726 gal / 872 US gal / 3300 l capacity
- Fuel fillers to port and starboard decks
- High capacity duplex fuel filters/water traps with integral changeover valves
- Water warning sensors connected to warning lights at main helm position

- Remote fuel isolation controls in cockpit locker for main engines and generator
- Fuel gauges displayed on MFDs at both helm consoles

### **Water system**

- Water tanks giving a water capacity (excl. calorifier) of 139 gal / 166 US gal / 630 l capacity plus 73 litres hot water calorifier
- Water heated by engines and 3kW immersion heater
- Automatic water pump with filter
- Main circuit breaker at main switch panel
- Water level gauge
- Deck filler
- Electric quiet flush toilet system linked to 69 gal / 83 US gal / 315 l black water tank, content gauge and manual overboard discharge, with macerator backup system as well as dockside discharge system

### **Bilge pumps**

- Automatic/manual override electric bilge pumps in engine room (2), lazarette (2) and forward

accommodation (6 in total)

- High capacity manual bilge system with valve system and suction points in the same areas
- Electric bilge pumps have controls and warning lights at main helm with audible alarm at flybridge helm

### **Extinguishers / fire control systems**

- Automatic engine room fire extinguisher system (with manual override) and warning system at main and flybridge helm positions providing automatic shutdown of engines, generators and ventilation fans
- Automatic fire extinguisher system under main helm
- Hand operated fire extinguishers (5) in owner's stateroom, forward and starboard guest cabin, galley and main helm position
- Additional extinguisher fitted when optional crew cabin is specified

### **Other standard equipment**

- Ensign staff
- Fenders (6)

- Mooring warps (4)
- Tool kit
- Boat hook
- Anchor winch back up handle
- First Aid kit
- Bed covers supplied to all cabins (except optional crew cabin)
- Owner's manual and engine manual
- Ship's document case

### **Finishes**

- Teak-laid transom platform, transom steps, cockpit deck, flybridge stairway and steps to side deck
- Timber-laid flooring (V-groove planked) to galley
- Furniture in Rovere oak satin finish as standard (Silver oak satin finish, Ash satin finish or Walnut in satin or gloss finish available as an option)
- Solid Surface floors in all bathroom suites in guest accommodation
- Solid Surface wash basin vanity tops in all bathroom suites in guest accommodation
- Galley counter top in Solid Surface
- Exterior upholstery in white vinyl as standard, with optional upgrade to Comfort Exterior

available

- Choice of high-quality carpets and upholstery fabrics from extensive range
- Manual blinds to all windows and portholes (except crew porthole)
- Optional crew cabin to have furniture in specified boat timber with fitted carpet. Crew bathrooms have Solid Surface vanity tops and GRP floors with tracking