

V78





With a bold exterior concealing a spacious interior, the Princess V78 is the flagship of our V Class range. Central access from the hydraulic bathing platform leads you between twin sunbeds to a configurable cockpit then onwards to her well-equipped galley, dining area and saloon. Her foredeck features innovative seating with sunpads which can be converted to create additional aft facing seats. Her cavernous main deck saloon opens up through an electric roof above, or seamlessly to the outside through full length side windows.









Below deck, eight guests enjoy four large en suite cabins, all bathed in natural light from her contemporary hull windows and a further twin cabin aft for occasional guests or crew. With twin MAN V12 engines taking you up to 39 knots, she is power performing with elegance in our finest V Class experience.









EXPERIENCE THE V78






TAKE A VIRTUAL TOUR OF THE V78

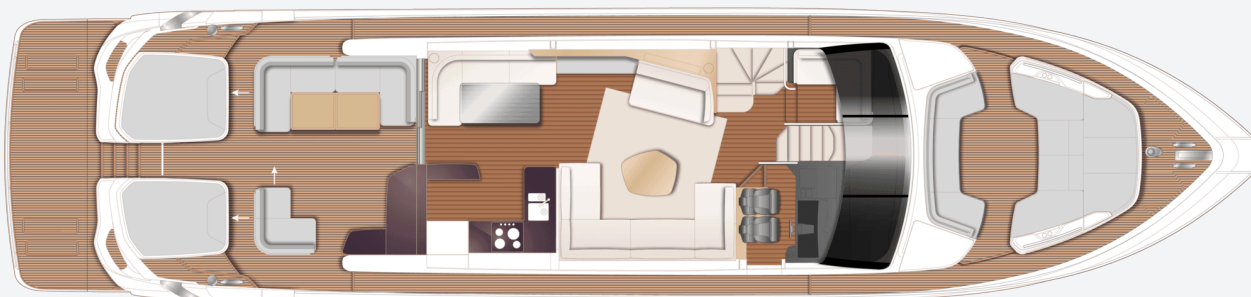




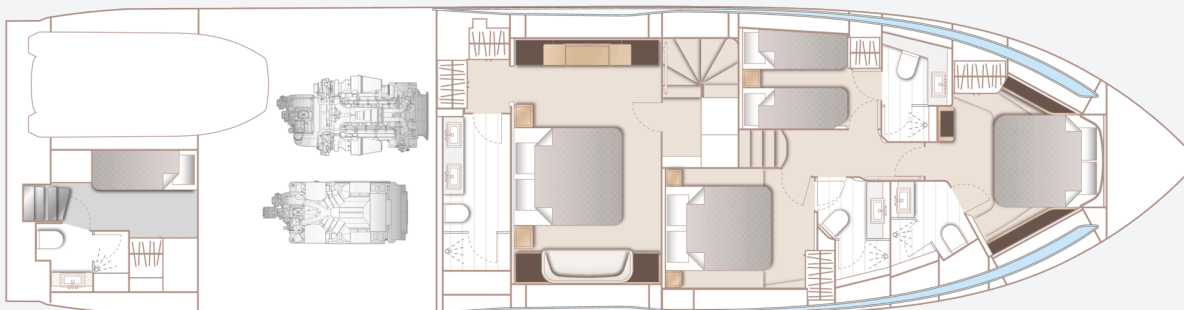


**V78**  
SPECIFICATION





V78 Main Deck



V78 Lower Deck

#### PRINCIPAL DIMENSIONS

<b>Length overall (incl. pulpit)</b>	80ft 4in (24.48m)
<b>Length overall (excl. pulpit)</b>	78ft 10in (20.03m)
<b>Beam</b>	18ft 11in (5.76m)
<b>Draft</b>	5ft 4in (1.62m)
<b>Displacement approx. (half load)</b>	53,605kg (118,179lbs)*
<b>Fuel capacity</b>	1,320 gal/1,585 US gal/6,000l
<b>Water capacity (excl. calorifier)</b>	253 gal/304 US gal/1,150l

#### ENGINES

<b>Twin MAN V12-1900 (2 x 1,900mhp)</b>	Speed range: 37-39 knots <sup>†</sup>
---	--



## FULL SPECIFICATION

---

### DECK FITTINGS

- Teak-laid transom platform, cockpit deck, side decks and foredeck walkthrough
- Reversible electric anchor winch with foredeck and main helm controls
- Stemhead roller with automatic anchor launch and retrieve
- Self-stowing 50kg/110lbs Delta anchor with 100m of chain
- Twin electric sternline mooring winches
- Deck hatch access to chain locker
- Bow rope stowage locker
- Freshwater deck/anchor wash (with both fore and aft deck outlets)
- Stainless steel bow and stern fairleads
- Stainless steel bow, stern and spring cleats (2 pairs)
- Stainless steel pulpit and guard rails
- Foredeck escape hatch
- Foredeck U-shaped seating area
- Foredeck sunbathing area with integrated adjustable teak headrests and storage. Converts to aft facing U-shaped seating area.

- Four coachroof lockers for storage of fenders and ropes.
- PVC rubbing band with stainless steel insert
- LED deck level lighting
- Full set of IMCO navigation lights
- Riding light
- Twin beam searchlight with remote controls
- Loudhailer
- Stern docking lights
- Twin electric horns
- Fuel and water fillers
- Telephone connection point

### COCKPIT AND BATHING PLATFORM

- Self-draining
- Configurable cockpit seating area with three predefined positions including deck mounting sockets
- Wetbar with barbecue, sink, top loading coolbox, waste bin and storage
- Folding teak dining table that converts to a coffee table
- Twin aft sunbeds with lazarette space below

- LED overhead and deck level lighting
- Illuminated crown logo to transom
- Naim Uniti Atom audio unit paired with JL Audio M6-650X-L waterproof speakers (2)
- Stainless steel handrails
- Garage (to take tender up to 4.45m) with electro-hydraulic door and tender launch system with electric winch
- Remote control 3.6m telescopic passarelle with folding handrail
- Watertight pantograph door giving direct access from bathing platform to crew cabin/engine room
- Lockable gas strut assisted hatch to engine room
- Liferaft stowage locker
- Locker containing remote fuel cocks, manual bilge pump with valve chest and manual controls for automatic fire extinguishers
- Central transom gate leading to bathing platform



- Electro-hydraulic raise/lower teak laid bathing platform (550kg SWL)
- Retractable bathing ladder (manual) in side of hydraulic platform
- Transom steps to access stern from bathing platform when in lowered position
- Dinghy chock system
- Foldable carbon fibre hot and cold transom shower with deck mounting socket and stowage bag.
- 220/240v shore support inlet
- Tonneau canvas cover

#### **HELM POSITION**

- Twin Nero Black leather upholstered helm seats with V Class quilting and contrast panelling in V Class grey and “V” logo embroidery to helm seat only. Fore and aft adjustment for helmsman
- Instrument console with LED display incorporating engine instruments, fuel gauges, alarms and rudder position indicator
- Instruments and controls at helm position:
  - power-assisted electro-hydraulic steering
  - adjustable steering wheel
  - high-speed magnetic compass

- electronic engine controls
- trim tab controls with indicators
- bow thruster control
- electric anchor winch remote control
- colour radar (with scanner) and GPS/chartploter
- autopilot
- speed and distance log -echo sounder with alarm
- VHF with DSC R/T with intercom
- remote control searchlight
- horn button
- Automatic fog horn with loudhailer
- Chart table
- Drinks holders
- Toughened glass screen (clear for night vision) with windscreen de-mist system
- Windscreen wipers with freshwater windscreen wash
- Black mesh windscreen covers
- Bilge pump controls with visual pump running warnings
- 24v and 240v electrical control panel
- Riding light, helm and navigation light control switches
- USB charging point

- LED overhead lighting (24v) and night lighting
- Pantograph helmsman's door to starboard side deck
- Timber flooring (V groove planked)

#### **SALOON**

- U-shaped sofa to starboard
- Coffee table
- Two-seater chaise to port
- L-shaped sofa opposite helm area
- Electric drop window to port
- Sideboard unit with bottle and glass storage
- Refrigerator
- 55" UHD LED TV on rise and fall
- Naim audio system connected to DVD Blu-ray system paired with speakers (2) and subwoofer
- Electric roller blinds to all side windows
- Dimmable LED overhead and concealed lighting (24v)
- Access stairway to lower accommodation
- Electric opening roof with glazing and electric blinds
- Separate access stairway to owner's stateroom
- Timber flooring (V groove planked) with inlaid rug



## **DINING AREA**

- L-shaped sofa
- Glass dining table (sliding mechanism allows table to be slid outboard)
- Stainless steel framed sliding door to cockpit with integrated hinging window aft of galley
- Electric roller blinds to all side windows
- Manual Skysol blinds to aft patio door
- Dimmable LED overhead and concealed lighting (24v)
- Timber flooring (V groove planked)

## **GALLEY**

- Granite/quartz worktop
- 4-zone induction hob
- Extractor fan for hob
- Combination microwave/convection oven with grill
- Twin-bowl stainless steel sink with mixer tap
- Chopping board
- Full height refrigerator/deep freeze with integrated icemaker
- Dishwasher
- Waste bin
- Drawers and storage cupboards
- Manual Skysol blind to aft opening window

- Electric roller blind to starboard window
- Powered sliding divider screen to forward end of galley
- Dimmable LED overhead and task lighting (24v)
- 220/240v outlets (4)
- Timber flooring (V groove planked)

## **ACCOMMODATION**

- All cabins and bathrooms feature opening portholes and air conditioning
- All cabins feature 220/240v power points
- All bathrooms feature electric freshwater toilets and 240v shaver points

## **OWNER'S STATEROOM LOBBY**

- Access stairway to owner's stateroom
- Linen cupboard under stairway with washer dryer and space for separate washing machine and tumble dryer
- LED overhead and concealed lighting (24v)
- Window with manual tension venetian blind
- Fitted carpet

## **OWNER'S STATEROOM**

- Large double bed with drawers below
- Twin bedside tables

- Dressing area with wardrobes and storage
- Built-in safe
- Dressing table with chair
- Mirror
- Sofa with integrated drawer below
- Storage lockers and drawers
- 43" UHD LED TV
- Naim audio system connected to DVD Blu-ray system paired with speakers (2)/subwoofer
- Panoramic windows including opening portholes
- Electric venetian blinds
- Dimmable LED overhead and concealed lighting (24v)
- Wall lights (2)
- 220/240v outlets (2)
- USB charging point
- Fitted carpet

## **EN-SUITE BATHROOM**

- Twin wash basins with solid surface worktop
- Mirror
- Storage lockers
- Shower compartment with automatic pump out
- Extractor fan
- Window with opening porthole

- Manual tension venetian blind
- LED overhead and concealed lighting (24v)
- Bathroom accessories
- Flooring in solid surface

#### **FORWARD STATEROOM**

- Large double bed with drawers below
- Wardrobe with shelves
- Dressing table with stool
- Mirror
- Storage lockers
- Naim audio system paired with speakers (2)
- Windows with opening portholes
- Electric venetian blinds
- Deck hatch
- LED overhead and concealed lighting (24v)
- Individual berth lights
- 220/240v outlets (2)
- USB charging point
- Fitted carpet

#### **EN-SUITE BATHROOM**

- Wash basin with solid surface worktop
- Mirror
- Storage lockers
- Shower compartment with automatic pump out

- Extractor fan
- Window with opening porthole
- Manual tension venetian blind
- LED overhead and concealed lighting (24v)
- Bathroom accessories
- Solid surface flooring

#### **PORT GUEST CABIN**

- Two single beds with drawers below (with option of double bed conversion)
- Bedside table
- Wardrobe with shelves
- Mirror
- Storage lockers
- Window with opening portholes
- Electric venetian blind
- LED overhead and concealed lighting (24v)
- Individual berth lights
- 220/240v outlets (2)
- USB charging point
- Fitted carpet

#### **EN-SUITE BATHROOM**

- Wash basin with solid surface worktop
- Mirror
- Storage lockers

- Shower compartment with automatic pump out
- Extractor fan
- Window with opening porthole
- Manual tension venetian blind
- LED overhead and concealed lighting (24v)
- Bathroom accessories
- Solid surface flooring

#### **STARBOARD GUEST CABIN**

- Large double bed with drawers below (with option of two single beds which slide to form a double as required)
- Twin bedside tables
- Wardrobe with shelves
- Dressing table with stool
- Mirror
- Storage lockers
- Window with opening portholes
- Electric venetian blind
- LED overhead and concealed lighting (24v)
- Individual berth lights
- 220/240v outlets (2)
- USB charging point
- Fitted carpet



### **EN-SUITE BATHROOM**

- Wash basin with solid surface worktop
- Mirror
- Storage lockers
- Shower compartment with automatic pump out
- Extractor fan
- Window with opening porthole
- Manual tension venetian blind
- LED overhead and concealed lighting (24v)
- Bathroom accessories
- Solid surface flooring
- Day access door from passageway

### **CREW CABIN**

- Access from transom door
- Access to engine room
- Two single bunk beds
- Wardrobe with shelf
- Mirror
- Storage lockers
- Storage unit with solid surface worktop and space for optional fridge
- Opening porthole and manual tension blind
- LED overhead lighting (24v)
- Individual berth lights
- 220/240v outlets (2)

- USB charging point
- Non-slip safety flooring

### **EN-SUITE BATHROOM**

- Wash basin with solid surface worktop
- Mirror
- Storage lockers
- Shower compartment with automatic pump out
- Extractor fan
- LED overhead lighting (24v)
- Bathroom accessories
- Non-slip flooring

### **POWER AND DRIVE SYSTEMS**

- Engine room soundproofed
- High volume air intakes
- Engine room extractor fan with electronic time delay
- Engine exhaust silencers and water-cooled exhausts
- Engine beds integrally moulded with hull for strength and vibration absorption
- Forward and aft engine room bulkheads integrally bonded
- Engines flexibly mounted
- Automatic fire extinguisher with remote

override control

- Automatic and manual bilge pumps
- Propeller shafts in Marinemet
- 5-bladed propellers in nickel aluminium bronze
- High speed balanced rudders
- Cathodic protection for sterngear
- Sterngear, engines, fuel tank fillers, etc all electrically bonded
- Engine room lighting
- Engine room access from transom door and from cockpit deck
- Power-assisted electro-hydraulic steering system
- Trim tabs with indicators
- Electronic engine and gear shift controls
- Bow thruster (240kgf/529lbf) with dual-station controls
- Fresh water supply point in engine room
- Dripless self-aligning shaft seals

### **ELECTRICAL SYSTEMS**

24 Volt:

- 4 x heavy-duty batteries for engine starting and windlass operation
- 6 x heavy-duty auxiliary batteries
- Battery link facility with remote control at helm

position

- Both battery banks are charged using a voltage sensitive relay that parallels both battery banks when a charging source is present
- 1 x 60-amp 24v battery chargers and 1x combination 3.5kW inverter/100-amp charger
- Remote battery master switches with control switch at main switch panel
- Circuit breakers on all circuits
- 12v voltage dropper for certain navigation and radio circuits

220/240 Volt:

- 22.5kW generator in own sound shield with water-cooled and specially silenced exhaust
- 2 x 63-amp shore support inlet
- Generator/shore support change-over switch
- Polarity check system
- Earth leakage safety trip
- Circuit breakers on all circuits
- Power points (240v) in: owner's stateroom, guest cabins, galley and saloon area
- Shaver points in all bathrooms

#### **FUEL SYSTEM**

- Fuel tanks (in NS8 marine grade alloy) with

interconnection system giving 1,320 gal / 1,585 US gal / 6,000l capacity

- Fuel fillers on port and starboard side decks
- High-capacity duplex fuel filters with water traps and change-over valves, water warning sensors connected to warning lights at helm position
- Remote fuel cocks in cockpit locker
- Dual station fuel gauges on helm console

#### **WATER SYSTEM**

- Water tanks totalling 253 gal / 304 US gal / 1,150l plus 44 gallon / 52 US gal / 200l hot water calorifier
- Water heated by engines and 240v immersion heater
- Automatic water pump with filter
- Main circuit breaker at switch panel
- Water level gauge
- Deck filler
- Electric freshwater toilet system with 99 gal / 119 US gal / 450l holding tank, content gauge and low noise electric overboard discharge, with macerator backup system as well as dockside discharge system

#### **AIR CONDITIONING SYSTEM**

- Air conditioning/heating reverse cycle (149,000 BTU) suitable for temperature of 40°C (tropical) is fitted as standard. With controls in all cabins and outlets in all areas (including bathrooms and crew cabin)
- Standard generator is suitable

#### **FIRE EXTINGUISHERS**

- Automatic/manual override fire extinguishers in engine room with warning system at helm position and incorporating engine air vent closure system
- Hand operated fire extinguishers (7) in owner's stateroom, forward stateroom, port and starboard guest cabins, crew cabin, galley and helm position

#### **BILGE PUMPS**

- Automatic/manual override electric bilge pumps in engine room (2), rudder area and forward accommodation (7 in all)
- High-capacity manual bilge pump with valve system and suction points in same areas
- Electric bilge pumps have controls and warning lights at main helm and warning light with



audible alarm at helm position

#### **OTHER STANDARD EQUIPMENT**

- Ensign staff
- Fenders (8)
- Mooring warps (4)
- Boathook
- First-aid kit
- Tool kit
- Owner's manual and engine manual
- Quilted bedspreads supplied to all cabins (except crew cabin)
- Set of towels (8 large, 8 hand)
- Set of crystal glassware (8 settings consisting of Lucrezia tumbler, highball and wine glasses)
- Set of Princess china (8 settings consisting of plate, side plate, bowl, cup and saucer)
- Set of cutlery (8 settings of David Mellor "Paris" cutlery 7 pieces)
- Ship's document case
- Anchor winch back up handle

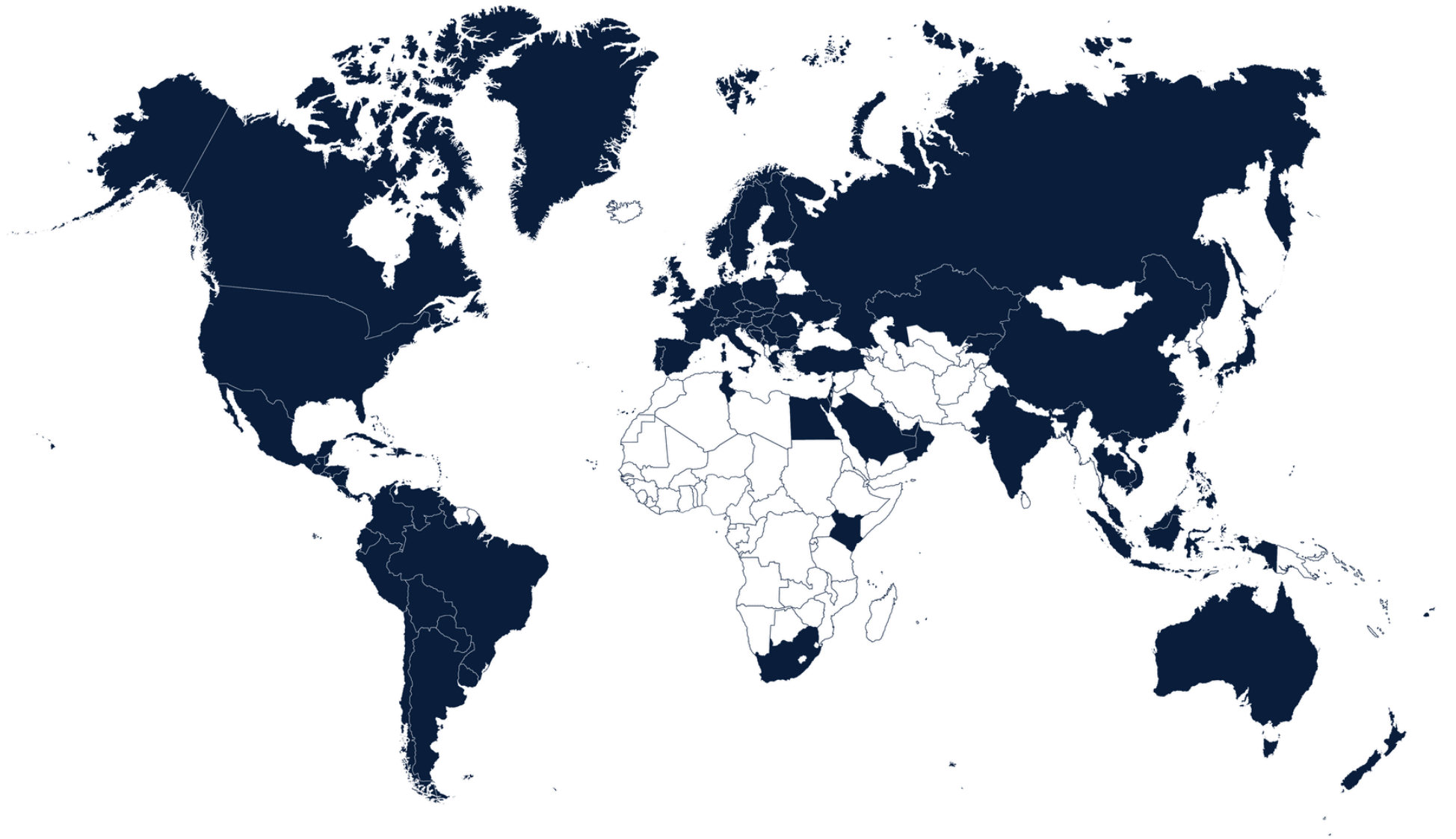
#### **FINISHES**

- Teak-laid decks to transom platform, cockpit deck, side decks and foredeck walk through
- Timber floor (V groove planked) to galley,

saloon and helm

- Furniture in choice of Rovere Oak or Alba Oak in satin lacquer finish as standard. Silver Oak or Walnut in satin or gloss lacquer finishes available as an option.
- Solid surface floors in all bathroom suites (excluding crew)
- Solid surface counter tops in all bathroom suites
- Galley worktop in granite/quartz
- Choice of high-quality carpets and fabrics from extensive range
- Blinds or sunscreens to all windows and portholes
- Crew cabin has non-slip safety flooring, crew bathroom floor is non-slip with white solid surface countertops

## GLOBAL COVERAGE







## THANK YOU

For more information or to find a distributor,  
please visit our [website](#).