



X90





The X90 is the newest addition to our X Class range, perfect for entertaining in style, with three distinct external zones for socialising as well as a unique new main deck design.









The aft dining area is surrounded by curved patio doors which offer panoramic views from inside the yacht. Four spacious double guest cabins complement the other luxurious features of the X90 including a full beam main deck master.







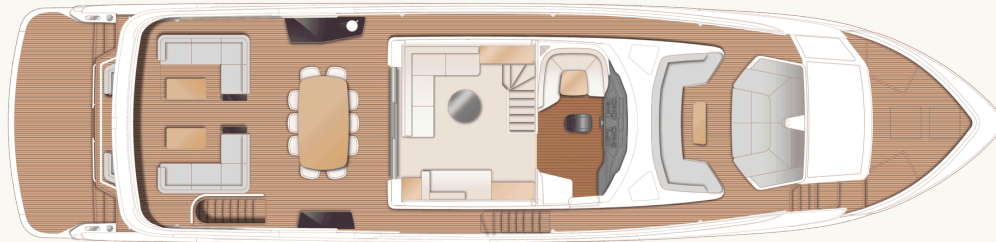




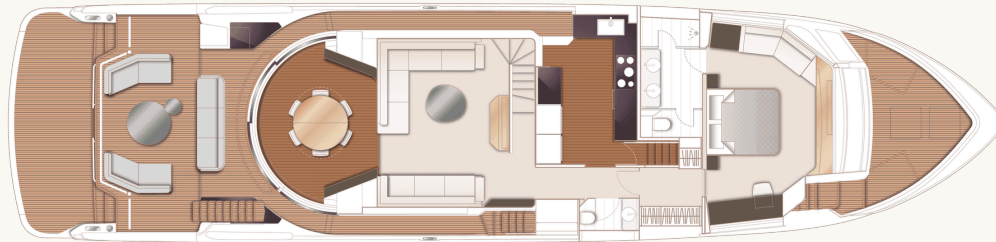
# X90

## Layouts and Specification

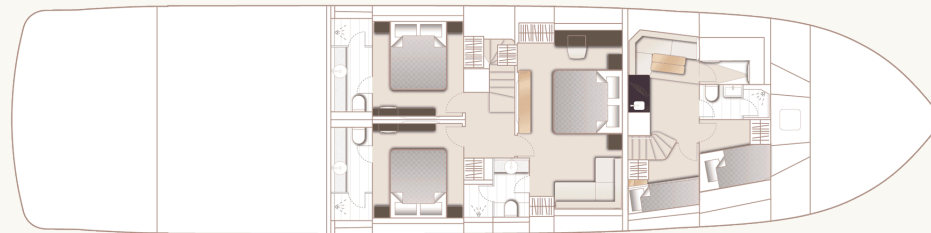




X90 Flybridge



X90 Main Deck



X90 Lower Deck



## Principal Dimensions

Length overall (incl. pulpit)	87 ft 10 in / 26.77m
Length overall (excl. pulpit)	87 ft 10 in / 26.77m
Beam	21 ft 8 in / 6.62m
Draft	5 ft 10 in / 1.79m
Displacement approx.	91,442 kg / 201,595 lbs*
Fuel capacity	2,419 gal / 2,905 US gal / 11,000 l
Water capacity (excl. calorifier)	330 gal / 396 US gal / 1,500 l
Black water tank	132 gal / 158 US gal / 600 l

## Engines - Diesel

Twin MAN V12-1900 (2 x 1,900mhp)	Maximum speed range - 23-25 knots <sup>†</sup>
Twin MAN V12-2000 (2 x 2,000mhp)	Maximum speed range - 24-26 knots <sup>†</sup>