



Y78

Y 78

The new Y78 features the very latest in Princess exterior design and interior materials and finishes. Her flexible deck layout features a walkthrough foredeck with U-shaped seating and sunbathing area, whilst her flybridge aft has space for free standing furniture or can accommodate a crane and a tender. Natural light flows in to her main deck through extended window lines and a unique full-height window on the port side to make the free standing dining area a spectacular place to entertain. Forward on the lower deck, all three guest cabins are en suite whilst a dedicated staircase leads to the owner's stateroom amidships via a private lobby area.

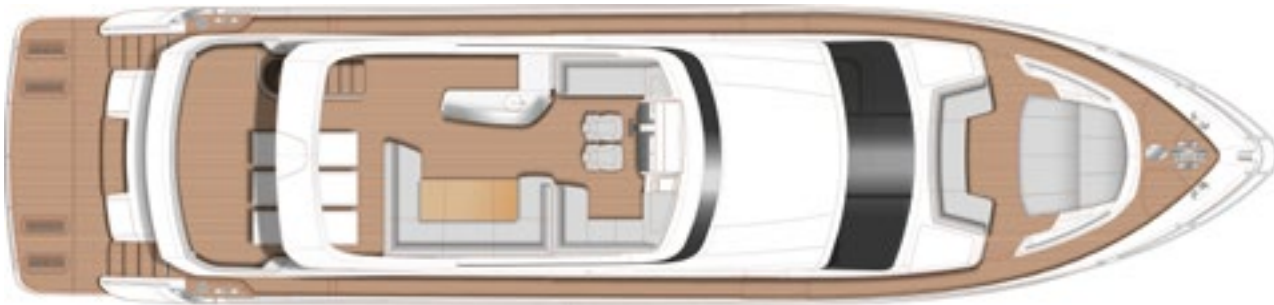
Le nouveau Y78 offre le meilleur de chez Princess en matière de design extérieur et de matériaux de finitions intérieures. Son plan de pont permet une variété d'aménagements, avec un pont avant en accès direct doté d'une banquette en U et d'un espace bain de soleil, alors que l'arrière du flybridge dispose de suffisamment d'espace pour y placer des meubles ou y installer une grue et y ranger une annexe. La lumière naturelle qui pénètre sur le pont principal par les longues baies vitrées et par une exceptionnelle fenêtre s'élevant sur toute la hauteur côté bâbord fait de la partie salle à manger indépendante un lieu de réception spectaculaire. À l'avant, au pont inférieur, les trois cabines d'invités disposent chacune de leur salle de bains attenante tandis qu'un escalier particulier mène à la cabine du propriétaire, au milieu du bateau, via son salon privatif.

El nuevo Y78 cuenta con lo último en diseño exterior, materiales y acabados interiores de Princess. Su flexible diseño de cubierta ofrece una cubierta de proa practicable, con asientos en forma de U y una zona de solárium, mientras que su flybridge de popa tiene espacio para mobiliario independiente o puede acomodar una grúa y una auxiliar. La luz natural fluye hacia su cubierta principal a través de las líneas de ventanas extendidas y de una ventana única de altura completa en el lado de babor, para hacer del comedor independiente un lugar espectacular para entretenerse. En la cubierta inferior de proa, los tres camarotes de invitados están en suite, mientras que una escalera dedicada lleva al camarote principal en el centro del barco a través de un vestíbulo privado.

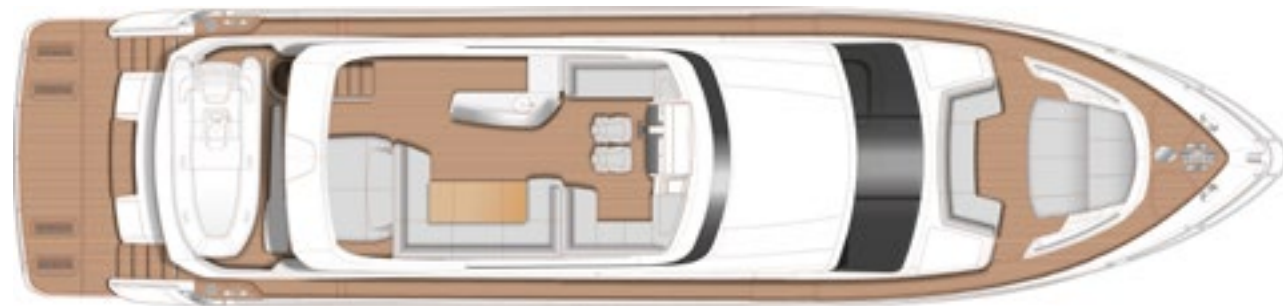
Il nuovo Y78 rappresenta il massimo della modernità in termini di design esterno Princess, materiali e finiture. Il layout di ponte adattabile è caratterizzato da una coperta a prua con sedili a U e area prendisole, mentre il flybridge a poppa offre spazio per installare mobili autoportanti od ospitare una gru e un tender. La luce naturale filtra sul ponte principale attraverso le ampie finestre, mentre un'altra finestra a tutta altezza a babordo rende l'area pranzo un luogo ideale per intrattenere gli ospiti. A prua, sul ponte inferiore, tutte e tre le cabine ospiti sono dotate di bagno, mentre una scala dedicata conduce alla cabina padronale a centro barca attraverso una hall privata.

Новая Y78 сочетает в себе все инновации в области дизайна корпуса, материалов и отделки внутренних помещений. Гибкая планировка предусматривает открытую зону для солнечных ванн на баке с U-образным диваном. В кормовой части флайбриджа достаточно пространства для дополнительной мебели, установки палубного крана и хранения лодки. Через удлиненные окна и уникальное панорамное остекление по левому борту на основную палубу падает естественный свет, что делает обеденную зону идеальным местом для наслаждения пейзажами. В носовой части нижней палубы находятся три гостевые каюты с собственными ванными комнатами, а в мастер-каюту, расположенную в центральной части судна, через частный холл ведёт отдельная лестница.

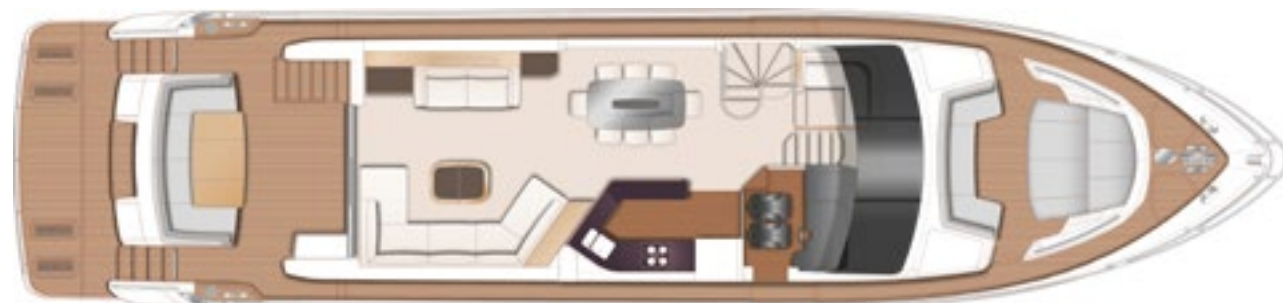




FLYBRIDGE



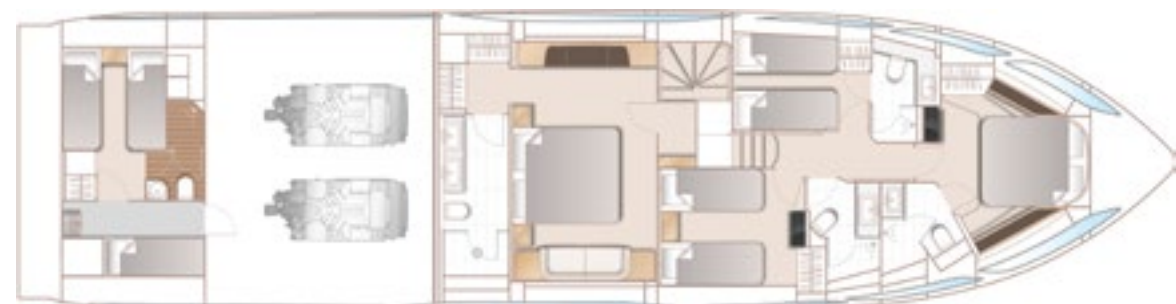
FLYBRIDGE - OPTIONAL TENDER AND CRANE



MAIN DECK



LOWER DECK



LOWER DECK - OPTIONAL TWIN BIRTH

PRINCIPAL DIMENSIONS

Length overall (incl. pulpit)	80ft 9in (24.67m)
Length overall (excl. pulpit)	79ft 7in (24.25m)
Beam	18ft 11in (5.76m)
Draft	5ft 8in (1.72m)
Displacement approx.	54,085kg (119,237lbs)*
Fuel capacity	1,320 gal/1,585 US gal/6,000l
Water capacity (incl. calorifier)	297 gal/356 US gal/1,350l

DECK FITTINGS

- Teak-laid transom platform, cockpit deck, flybridge, flybridge stairway, side decks and foredeck walkthrough
- Self-stowing 50kg/110lbs Delta anchor with 100m of chain
- Reversible hydraulic anchor winch with foredeck, main helm and flybridge controls
- Twin electric sternline mooring winches
- Stainless steel cleats, fairleads and handrails
- Foredeck seating and sunbathing area
- Storage lockers for rope, fenders and foredeck sunbed cushions
- Stern docking lights
- LED deck level lighting
- Freshwater deck/anchor wash

COCKPIT

- U-shaped seating with teak folding table
- Twin transom gates leading to bathing platform with electro-hydraulic raise/lower mechanism, foldaway swimming ladder, hot and cold shower
- Transom seat in teak with storage locker
- Transom doors giving direct access to lazarette and crew area
- Lockable gas strut assisted hatch to engine room
- Life raft storage
- Remote control 4m telescopic passerelle with folding handrail
- Cockpit cover

FLYBRIDGE

- Helm position with powered raise/lower console, repeat navigation equipment including radar/chartplotter and engine instrumentation
- Twin adjustable helm seats
- U-shaped seating area with folding teak table
- L-shaped seat (converts to sunpad)
- Sunpad with storage below
- Naim audio system with waterproof speakers
- Wetbar including sink with electric barbecue and drawer refrigerator
- Optional crane (450kg SWL)
- Console and seat covers

LOWER HELM POSITION

- Twin helm seats with electric adjustment for helmsman
- L-shaped seat to port
- Helmsman's door to side deck and electric opening window to port
- Full engine instrumentation including fuel gauges, exhaust temperature, fuel contamination alarms, rudder position indicator
- Navigation system including colour radar, GPS and chartplotter (2 displays), VHF/RT, speed and distance log, echo sounder with alarms, autopilot and high speed magnetic compass
- Controls for bow thruster, windscreen wipers, bilge pump and trim tabs (with indicator)

- Intercom to flybridge
- Automatic foghorn with loudhailer
- Chart storage
- 24v and 240v control panel
- Red night lighting
- Toughened glass screen (clear for night vision)

DECK SALOON

- U-shaped seating area with two-seater sofa and coffee table
- Entertainment centre incorporating 55" UHD LED TV on electric raise/lower mechanism and DVD Blu-ray system with Naim audio system
- Sideboard unit with bottle and glass storage and refrigerator
- Dining area (8 people) with full-height panoramic window

GALLEY

- 4-zone ceramic hob
- Combination microwave/convection oven with grill
- Twin stainless steel sinks with mixer tap
- Full-height refrigerator/deep freeze
- Icemaker
- Dishwasher
- Storage lockers, cupboards and drawers
- Electrically operated sliding glass partition from aft saloon

ACCOMMODATION

- All cabins and bathrooms feature opening portholes and air conditioning outlets
- All cabins feature 220/240v power points
- All mattresses pocket sprung
- All bathrooms feature full shower stalls, electric freshwater toilets, extractor fan and 240v shaver points

OWNERS STATEROOM

- Large double bed with bedside tables and drawers below
- Dressing area with wardrobes with hanging and drawer storage
- Dressing table with chair
- Sofa
- Built-in safe
- 40" HD LED TV and DVD Blu-ray system with Naim audio system
- En suite bathroom
- Dedicated access with lobby area

FORWARD GUEST CABIN

- Large double bed with drawers below
- Large wardrobe with shelves
- Dressing table with stool
- Deck hatch
- Naim audio system
- En suite bathroom

ENGINES

Twin MAN V12-1800 (2 x 1800mhp)	Speed range: 34-36 knots*
---------------------------------	---------------------------

STARBOARD GUEST CABIN

- Large double bed with drawers below (with the option of powered sliding berths)
- Wardrobe with shelves
- Dressing table with stool
- Storage lockers
- Bedside tables with storage
- En suite bathroom with day access

PORT GUEST CABIN

- Two single beds with drawers below (with the option of powered conversion to double)
- Wardrobe with shelves
- Storage lockers
- Bedside table with storage
- En suite bathroom

LOWER ACCOMMODATION LOBBY

- The lobby area has a full-height storage cupboard with the option of fitting an additional washer/dryer

CREW QUARTERS

- Two single beds, wardrobe and storage lockers
- Bathroom with separate stall shower, electric freshwater toilet and washbasin
- Utility area (optional additional crew cabin)
- A combination washer/dryer is fitted in crew utility space
- Access to engine room

INTERIOR FINISH

- Furniture in Rovere Oak or Alba Oak with a satin finish. Walnut or Silver Oak available as an option
- Solid surface worktops and floors in all guest bathrooms
- Galley worktops in choice of granite or quartz
- Choice of high quality carpet and upholstery fabric from extensive range
- Curtains, blinds or sunscreens to all windows and portholes
- Timber-laid galley and helm floors

POWER AND DRIVE SYSTEMS

- 5-bladed propellers in nickel aluminium bronze
- Bow thruster (250kgf/551lbf)
- Power-assisted electro-hydraulic steering system with hydraulic back-up
- Electronic engine and gear shift control system
- Dripless shaft seals
- Engine room extractor fan with electronic time delay

ELECTRICAL SYSTEM

- 24 Volt:
- 4 x heavy duty batteries for engine starting
- 6 x heavy duty auxiliary batteries
- 2 x 60 amp battery charger charges both banks of batteries via an automatic switch charging system
- Remote battery master switches with control switch at main panel
- LED lighting throughout

220/240 Volt:

- 22.5kW diesel generator in own sound shield with water cooled specially silenced exhaust
- 2 x 63 amp shore support inlet
- Earth leakage safety trip, polarity check system, circuit breaker on all circuits
- Power points in all areas

FUEL SYSTEM

- Twin fuel tanks (in NS8 marine grade alloy) with interconnection system giving 1320 gal/1585 US gal/6000l capacity
- Fuel fillers on port and starboard side decks
- High capacity duplex fuel filters/water traps with audible and visual fuel contamination warning system
- Remote fuel cocks in cockpit locker

WATER SYSTEM

- 253 gal/304 US gal/1150l plus 44 gal/52 US gal/200l hot water calorifier, heated by engines and 240v immersion heater
- Water level gauge
- Electric freshwater WC system with 99 gal/119 US gal/450l holding tank

AIR CONDITIONING

- 165,000 Btu chilled water system with outlets in all accommodation areas and incorporating reverse cycle heating with linked windscreen demist system. Suitable for tropical conditions (40°C)

FIRE EXTINGUISHERS

- Automatic/manual override fire extinguishers in engine room with warning system at both helm positions and incorporating engine air vent closure system
- Hand-operated fire extinguishers in all cabins, galley, crew and lower helm

BILGE PUMPS

- Automatic electric bilge pumps
- High capacity manual bilge pumps with valve system and suction points in same areas

OTHER ITEMS SUPPLIED AS STANDARD

- Set of cutlery, crockery and glasses (8)
- Set of towels (8 large, 8 small)
- Ensign staff
- Fenders (8) and warps (4)
- First aid kit
- Set of manuals

