

## PRINCESS F55

Price on application



### SPECIFICATIONS

Location	United Kingdom, Plymouth
Length	17.6 m
Beam	4.87 m
Draft	1.46 m
Displacement	25 tonnes
Fuel capacity	2750 l
Water capacity	608 l

Cabins	3+1
Berths	6+1
Engines	2 x Volvo D13-800
Max power	2 x 800 hp
Max speed	33 +
Price	Price on application

EQUIPMENT

DECK FITTINGS

Teak-laid transom platform, cockpit deck, flybridge stairway and steps to side decks
Self-stowing 25kg/55lb Delta anchor with 40m of chain
Reversible electric anchor winch with foredeck, helm position and flybridge controls
Stainless steel cleats, fairleads and handrails
Freshwater deck/anchor wash
Foredeck seating and sunbathing area
Storage lockers for fenders and ropes
LED deck level lighting

COCKPIT

U-shaped seating with folding teak table
Twin transom gates leading to bathing platform (with optional electro-hydraulic raise/lower mechanism and dinghy chock system)
Transom bathing platform with foldaway swimming ladder and hot and cold shower
Lockable gas strut assisted hatches to engine room, lazarette/optional crew cabin
Locker housing 220/240v shore support inlet
Cockpit cover

FLYBRIDGE

Dual station instrumentation, controls and alarm system including VHF/RT, speed and distance log, echo sounder with alarm and autopilot
Large U-shaped seating area with folding teak table
L-shaped seat (converts to a sunbed)
Twin helm seats with fore and aft adjustment for helmsman
Wetbar with sink, storage and optional barbecue
Refrigerated top loading coolbox
Radio/MP3 with waterproof speakers
Liferaft storage
Console and seat covers

LOWER HELM POSITION

Twin helm seats with fore and aft adjustment for helmsman
Electric opening window
Full engine instrumentation including fuel gauges, exhaust temperature and engine warning system and rudder position indicator

Navigation system including VHF/RT, speed and distance log, echo sounder with alarm, autopilot and high speed magnetic compass
Controls for joystick, bow thruster, windscreen wipers, bilge pump and trim tabs with indicators
24v and 240v control panel
Red night lighting

DECK SALOON

Stainless steel framed sliding doors to aft cockpit with integrated opening window aft of galley
U-shaped sofa with folding dining table or coffee table
Two-seater sofa
49" UHD LED TV with electric raise/lower mechanism
Stereo radio/DVD/MP3 player
Sideboard unit with bottle and glass storage and refrigerator
Crockery storage drawer

GALLEY

4-zone ceramic hob
Hob extractor
Combination microwave/convection oven with grill
Stainless steel sink with mixer tap
Full-height fridge/freezer
Storage cupboards, drawers and lockers

ACCOMMODATION

All cabins and bathrooms feature opening portholes
All cabins feature 220/240v power points
All mattresses pocket sprung (excluding crew)
All bathrooms feature full shower stalls, electric freshwater toilets, extractor fan and 240v shaver points

OWNER'S STATEROOM

Large double bed with drawers below
Wardrobe with shelves
Dressing table
Radio/MP3 player
Storage lockers and drawers
En suite bathroom

FORWARD STATEROOM

Large double bed with drawers below
-------------------------------------

Information provided by the shipowner. Images used, where appropriate, are for illustrative purposes only.

Wardrobe with shelves
Vanity unit
Storage lockers
Deck hatch
En suite bathroom with day access

STARBOARD GUEST CABIN

Two single beds with drawers below (with option of sliding berths)
Wardrobe with shelves
Storage lockers and drawers

OPTIONAL AFT CABIN

Single bed with storage below
Wardrobe with shelf
En suite bathroom with stall shower

INTERIOR FINISH

Furniture in Rovere Oak with satin or high gloss finish. Walnut or Alba Oak available as an option
Solid surface worktops and tiled floors in all guest bathrooms
Solid surface worktop and timber-laid floor in galley
Choice of high quality carpet and upholstery fabric from extensive range
Blinds or sunscreens to all windows and portholes
Optional crew cabin fitted with non slip safety flooring

POWER AND DRIVE SYSTEMS

4-bladed propellers in nickel aluminium bronze
Bow thruster (130kgf/287lbf)
Power-assisted electro-hydraulic steering system with hydraulic back-up
Electronic engine and gear shift controls
Electronic engine controls
Dripless shaft seals
Engine room extractor fan with electronic time delay

ELECTRICAL SYSTEMS

24 Volt:

4 x heavy duty batteries for engine starting
4 x heavy duty auxilliary batteries
60 amp battery charger charges both banks of batteries via an automatic switch charging system

yacht specifications, parameters, engine performance, legal design issues). The operator and may change during further operation. The need for an inspection remains at the discretion of the Buyer. Exact parameters and characteristics can be specified in the contract of sale. Additional information is available from the manager on request.

Remote battery master switches with control switch at main panel
LED lighting throughout

220/240 Volt:

9.5kW diesel generator in own sound shield with water cooled specially silenced exhaust
50 amp shore support inlet
Earth leakage safety trip, polarity check system, circuit breakers on all circuits
Power points in all areas

FUEL SYSTEM

Twin fuel tanks (in NS8 marine grade alloy) with interconnection system giving 605 gal/726 US gal/2,750l capacity
Fuel fillers on port and starboard side decks
High capacity duplex fuel filters/water traps with audible and visual fuel contamination warning system
Remote fuel isolation controls in cockpit locker

WATER SYSTEM

118 gal/141 US gal/535l plus 16 gal/19 US gal/73l hot water calorifier, heated by engines and 240v immersion heater
Water level gauge
Deck filler
Electric freshwater WC system with 69 gal/83 US gal/315l holding tank

FIRE EXTINGUISHERS

Automatic/manual override fire extinguishers in engine room with warning system at both helm positions
Hand-operated fire extinguishers in all cabins, galley and lower helm (5)

BILGE PUMPS

Automatic electric bilge pumps (5)
High capacity manual bilge pump with valve system and suction points in same areas

OTHER ITEMS SUPPLIED AS STANDARD

Quilted bedspreads supplied to all cabins (except optional crew)
Ensign staff
Fenders (6) and wraps (4)
First aid kit
Set of manuals
Tool kit



## EXTERIOR

---



---

Yachts on the commission of Princess Yacht Monaco. The Company is not responsible for the accuracy of the information provided by the Shipowner (images used, yacht specifications, parameters, engine performance, legal design issues). The operating time of the engines is indicated at the time of preparation of the information and may change during further operation. The need for an inspection remains at the discretion of the Buyer. Exact parameters and characteristics can be specified in the contract of sale. Additional information is available from the manager on request.

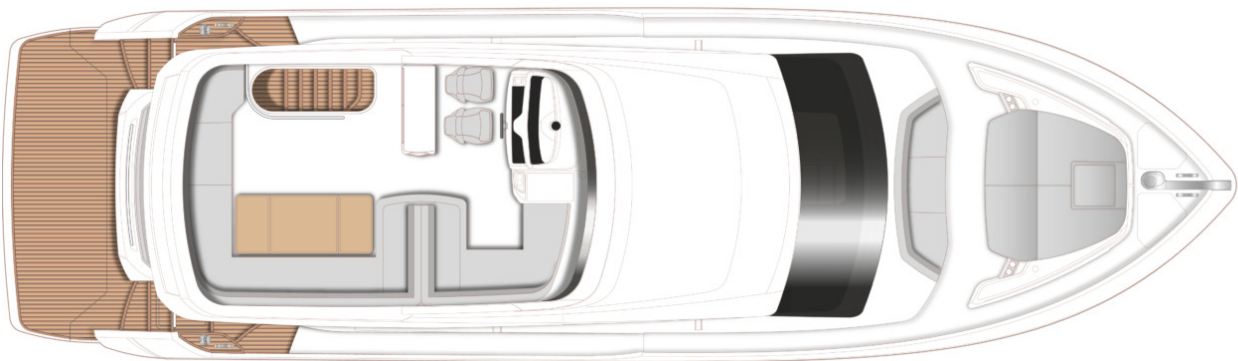


## INTERIOR



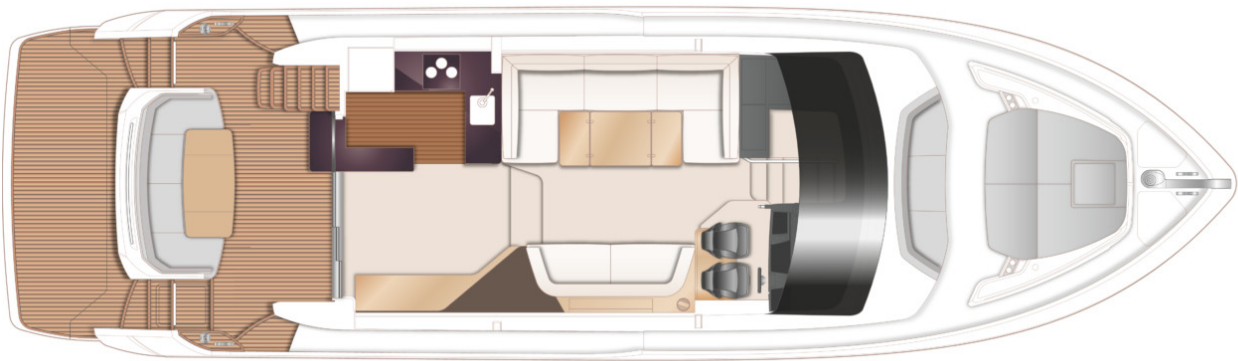
LAYOUTS

---



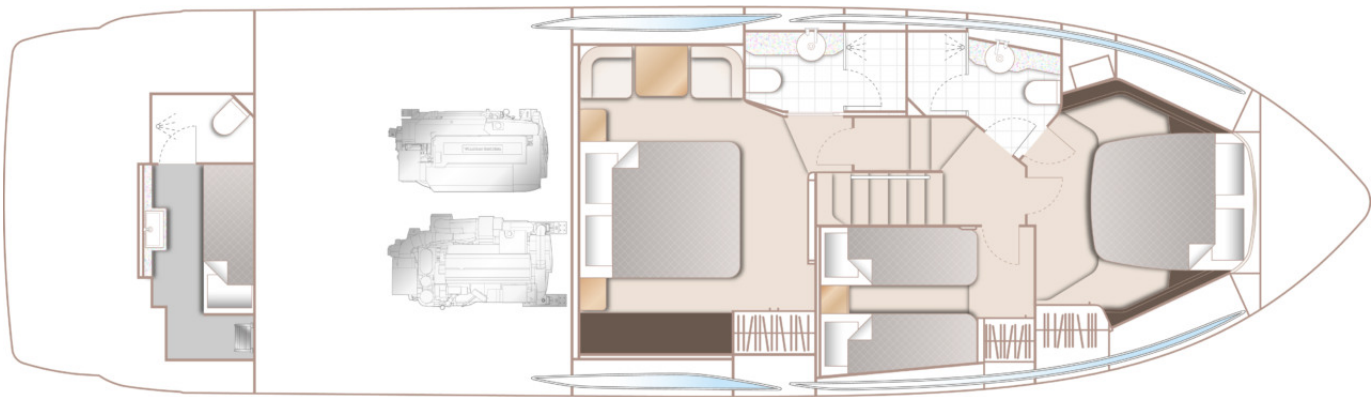
FLYBRIDGE

---



MAIN DECK

---



LOWER DECK

---

Yachts on the commission of Princess Yacht Monaco. The Company is not responsible for the accuracy of the information provided by the Shipowner (images used, yacht specifications, parameters, engine performance, legal design issues). The operating time of the engines is indicated at the time of preparation of the information and may change during further operation. The need for an inspection remains at the discretion of the Buyer. Exact parameters and characteristics can be specified in the contract of sale. Additional information is available from the manager on request.