

2025 PRINCESS S80 (2025)

£5 500 000



HIGHLIGHTS

- / NEW CONDITION
- / VAST SOCIABLE COCKPIT
- / FULL UPGRADE PACKAGE
- / SEAKEEPER 26 STABILISER
- / 4 GUEST CABINS WITH EN-SUITES
- / TENDER GARAGE
- / WATERMAKER

SPECIFICATIONS

Year	2025	Cabins	4
Length	25.4 m	Berths	8
Beam	6.06 m	Engines	MAN V12
Draft	1.78 m	Max power	2 x 2000 hp
Fuel capacity	7000 l	Max speed	33 kn
Water capacity	1400 l	Price	£5 500 000 (VAT excl.)



We are delighted to offer this exclusive 2025 Princess S80, presented in new condition and available immediately on the French Riviera. This exceptional sportsfly combines the generous space of a flybridge with the sleek profile and performance of a sports yacht, offering a rare opportunity to purchase a brand-new model at a brokerage price – around £700,000 less than an identical new build.

The main deck features a vast sociable cockpit – the largest in her class – perfect for entertaining, relaxing, or dining alfresco. Inside, a seamless saloon-cockpit connection, panoramic windows, and a sociable galley create an inviting, light-filled living space.

Below deck, she offers four beautifully appointed en-suite cabins for up to eight guests, including a full-beam master suite and a forward VIP, plus well-equipped crew quarters for two.

Contact us today for the full specification, photos, and video tour.













GALLERY



GALLERY






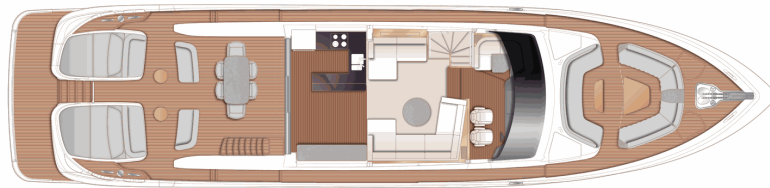




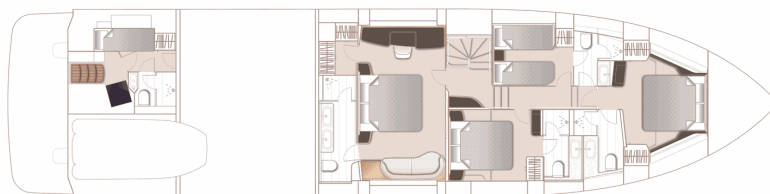
LAYOUTS



FLYBRIDGE



MAIN DECK



LOWER DECK

EQUIPMENT

General:

- Teak (6mm) decking to transom platform, transom steps, cockpit deck, stairway to sportbridge, side decks, foredeck & sportbridge;
- Main deck living area (saloon seating) floors to be in Vgroove planked timber (wood type same as galley floor), in place of standard carpet;
- Walnut interior wood gloss finish (galley floor, step to lower helm and lower helm floor are V-groove planked walnut as standard);
- Up/down electro hydraulic transom platform with 550Kg SWL fitted as standard (maximum recommended tender weight is 430kg);

HYDRAULICS:

- Standard system comprises of separate engine driven hydraulic pumps allowing any system to be supplied with hydraulic power from either engine. Including hydraulic anchor winch and 340kg F hydraulic bow thruster and hold function docking system. All with dual station controls;
- Raymarine Axiom XL 16 Radar/Chartplotter with GPS and 3x 16" (15.6" display size) brilliant colour multifunction displays (two at lower helm with RMK-10 remote control & one at sportbridge helm).
- Raymarine p70Rs autopilot with rate gyro and i70s colour multifunction instruments
- Digital boat alarms
- AC/DC control & monitoring
- Raymarine 90 Dual Station VHF
- Exterior covers in grey colour
- Joystick control AVENTICS system
- Hydraulic stern thruster (320kg F);
- Sliding doors to enclose lower helm and create wheelhouse (including full height bulkhead aft of lower helm)
- Combination toilet/bidet to Master Stateroom en-suite;
- Port cabin to have double berth conversion with powered sliding mechanism on inboard berth;
- Shadow Pack – Elevate the styling of all bathrooms on board (excluding crew when selected) with the signature S & V Class Shadow Pack, a collection that adds modern black brightware and slate grey furniture units to all bathrooms
- Electrically operated sun awning to aft end of cockpit in anthracite grey mesh;
- Plug in carbon pole transom shower and deck socket to transom;
- Tender garage suitable for up to a Williams Sportjet 435
- Raymarine Cyclone radar (55w pedestal with 4' open array scanner)
- 2x Böning screens (one at each helm position)
- Lighting controls
- Reverse Cycle Air Conditioning/heating (162,000 BTU fan capacity with 144,000 BTU chiller capacity)
- Continental 220v/240v sockets
- 8 place setting of china, cutlery & glasse
- Wing station (third) controls in port side cockpit buttress
- Gyro stabilisation (1x Seakeeper 26) controlled via the MFD screens;
- 2x fixed bar stools in front of galley counter top;
- Forward cabin to have bilge level dry storage space, accessed through a hatch in forward cabin floor, including access ladder. Interior finish is white gel with white laminate shelving;
- Crew quarters to have sink, fridge and microwave;
- Feature shower bulkheads and shower floor in Solid Surface (to match Solid Surface floor), in place of standard synthetic teak accents;
- Additional 50m, per side, of 14mm galvanised anchor chain – one 150 m attached to 80 kg anchor & second 120m attached to 50 kg anchor
- 2x Kohler 28k W/50Hz generators (upgrade)

- Three Phase shore support inlet (380v-415v / 42k Va @50Hz) in addition to the existing 2x 63A single phase inlets;
- CCTV system with pan/tilt/zoom camera in aft cockpit and two fixed cameras in engine room, displayed on sportbridge and lower helm displays;
- Additional CCTV cameras
- Combination washer/dryer machine located in guest lobby area under stairs
- Electric sheer roller blind in Master stateroom outboard of electric roman blind
- AGM 90Ah batteries in place of standard (for start, domestic & generator batteries);
- Raymarine AIS Class B transponder interfaced with chart plotter;
- Grey water tank (1,400 litres), in addition to standard black water tank (grey water to take waste water from sinks/shower, washing machine and dishwasher)
- Cockpit privacy screen;
- Additional Power sockets (deck saloon, galley & all cabins, including crew quarters). Qi wireless chargers to sportbridge & main deck foredeck seating;
- Dial in CCTV system with recording facility
- Freshwater maker (190L/h)
- Electric roman blinds in place of manual venetian blinds in Master stateroom;
- Electric sheer roller blinds to all main deck living area windows (excl. wheelhouse, day head area and patio door)
- Cockpit servery 100L drawer fridge;
- Mosquito screens for portlights;
- Reticulated foam to all fixed exterior cushions

ACCOMMODATION

- 4 spacious en-suite guest cabins:
- Forward VIP
- Starboard twin cabin
- Expansive main deck with vast cockpit dining area, open-plan saloon, sociable galley with breakfast bar, and panoramic windows
- Full-beam master suite
- Port cabin with convertible sliding berths
- Well-appointed crew accommodation with private access and dedicated amenities
- Tender garage and bathing platform enabling easy launch of a Williams Sportjet 435

KEY FEATURES

- Joystick Control Avenics system for effortless docking
- Sliding doors to enclose lower helm and create a private wheelhouse for full crew privacy
- Styling upgrades including Shadow Pack for a refined, modern interior finish
- CCTV system with pan/tilt/zoom cockpit camera, fixed engine room cameras, and remote access
- Two Kohler 28 k W generators (upgrade)
- Reverse-cycle air conditioning (162,000 BTU)
- Gyro stabilisation – Seakeeper 26 for ultimate comfort at anchor and underway
- Fully equipped crew quarters for 2
- Electrically operated sun awning to aft cockpit
- Hydraulic bow & stern thrusters with hold function docking system
- Comprehensive Raymarine navigation suite with triple 16" multifunction displays, Cyclone radar, AIS, and autopilot
- Watermaker (190 L/h)

ENTERTAINMENT and COMFORT


- Premium sound system and LED T V's in all cabins
- Electric blinds in master stateroom and main deck saloon

- Underwater lighting
- 8-place china, cutlery, and glassware set
- Cockpit privacy screens and reticulated foam cushions

2025 PRINCESS S80 (2025)

£5 500 000



+33 640 61 88 46 

m.st.pierre@princessyachtsmonaco.com

Follow Princess Yachts Monaco

