

PRINCESS V55

Price on application



SPECIFICATIONS

Location	United Kingdom, Plymouth
Length	17.81 m
Beam	4.65 m
Draft	1.40 m
Displacement	27.5 tonnes
Fuel capacity	2200 l
Water capacity	550 l

Cabins	3+1
Berths	6+1
Engines	Volvo D13 1000
Max power	2 x 1000 hp
Max speed	37 +
Price	Price on application

EQUIPMENT

DECK FITTINGS

Teak-laid transom platform, cockpit deck and steps to side decks

Reversible electric anchor winch with foredeck and helm position controls

Self-stowing 32kg/70lbs Delta anchor with 40m of chain

Storage lockers for fenders and ropes

Foredeck seating and sunbathing area

Stainless steel cleats, fairleads and handrails

LED deck level lighting

Freshwater deck/anchor wash

COCKPIT

L-shaped seating with teak folding table

Sunbed aft with garage with electro-hydraulic door and tender launch system with electric winch (3.45m tender)

Twin transom gates leading to bathing platform with electro-hydraulic raise/lower mechanism, foldaway swimming ladder and hot and cold shower

Wetbar including electric barbecue and drawer fridge

Waterproof speakers linked to deck saloon sound system

Lockable gas strut assisted hatches to engine room, lazarette and optional crew cabin

Liferaft storage locker

Cockpit cover

HELM POSITION

Twin helm seats with electric adjustment for helmsman

Electric opening windows at starboard side

Full engine instrumentation including fuel gauges, exhaust temperature, fuel contamination alarms and rudder position indicator

Navigation system including colour radar, GPS and chartplotter (2 displays), VHF/RT, speed and distance log, echo sounder with alarm, autopilot and high speed magnetic compass

Controls for bow thruster, windscreen wipers, bilge pump and trim tabs (with indicators)

Chart storage

24v and 240v control panel

Red night lighting

Toughened glass screen (clear for night vision)

DECK SALOON

Stainless steel framed drop down patio door to cockpit with integrated opening window aft of galley

U-shaped sofa with dining table

Entertainment centre incorporating 49" UHD LED TV on electric raise/lower mechanism with Naim audio system and ceiling mounted speakers (2)

Electric opening roof

GALLEY

3-zone ceramic hob

Combination microwave/convection oven with grill

Stainless steel sink with mixer tap

Refrigerator with freezer compartment

Storage lockers, cupboards and drawers

ACCOMMODATION

All cabins and bathrooms feature opening portholes

All cabins feature 220/240v power points

All mattresses pocket sprung

All bathrooms feature electric freshwater toilets, extractor fan and 240v shaver points

OWNER'S STATEROOM

Large double bed with drawers below

Wardrobes with hanging and shelf storage

Storage lockers and drawers

Dressing table

Sofa

40" UHD LED TV, DVD Blu-ray with Naim audio system with speakers (2) and subwoofer

En suite bathroom

FORWARD GUEST CABIN

Large double bed with drawers below (option of scissor berths)

Wardrobe with shelves

Dressing table

Deck hatch

Storage lockers and drawers

En suite bathroom with day access

STARBOARD GUEST CABIN


Two single beds with drawers below

Wardrobe with shelves

Storage lockers and drawers


CREW CABIN (OPTIONAL)	Earth leakage safety trip, polarity check system, circuit breakers on all circuits
Single bed, wardrobe and storage locker	Power points in all areas
Bathroom with shower, electric freshwater toilet and washbasin	
INTERIOR FINISH	FUEL SYSTEM
Furniture in Rovere Oak with satin or high gloss finish. Walnut or Alba Oak available as an option	Twin fuel tanks (in NS8 marine grade alloy) with interconnection system giving 484 gal/581 US gal/2200l capacity
Solid surface worktops and tiled floors in all guest bathrooms	Fuel fillers on port and starboard side decks
Solid surface worktops in galley	High capacity duplex fuel filters/water traps with audible and visual fuel contamination warning system
Choice of high quality carpet and upholstery fabric from extensive range	Remote fuel cocks in cockpit locker
Blinds or sunscreens to all windows and portholes	
Optional crew cabin fitted with non slip safety flooring	WATER SYSTEM
	Water level gauge
POWER AND DRIVE SYSTEMS	Deck filler
5-bladed propellers in nickel aluminium bronze	Electric freshwater WC system with 66 gal/79 US gal/300l holding tank
Bow thruster (210kgf/463lbf)	
Power-assisted electro-hydraulic steering system with hydraulic back-up	FIRE EXTINGUISHERS
Electronic engine and gear shift controls	Automatic/manual override fire extinguisher in engine room with warning system at helm position
Dripless shaft seals	Hand-operated fire extinguishers (5) in all cabins, galley and helm position
Engine room extractor fan with electronic time delay	
	BILGE PUMPS
ELECTRICAL SYSTEMS	Automatic electric bilge pumps (6)
24 Volt:	High-capacity manual bilge pumps with valve system and suction points in same areas
4 x heavy duty batteries for engine starting	
4 x heavy duty auxilliary batteries	OTHER ITEMS SUPPLIED AS STANDARD
60 amp battery charger changes both banks of batteries via an automatic switch charging system	Ensign staff
Remote battery master switches with control switch at main panel	Fenders (6) and warps (4)
LED lighting throughout	First aid kit
	Tool kit
220/240 Volt:	Set of manuals
9.5Kw diesel generator in own starting battery and specially silenced exhaust	Quilted bedspreads supplied to all cabins (except optional crew cabin)
50-amp shore support inlet	

EXTERIOR

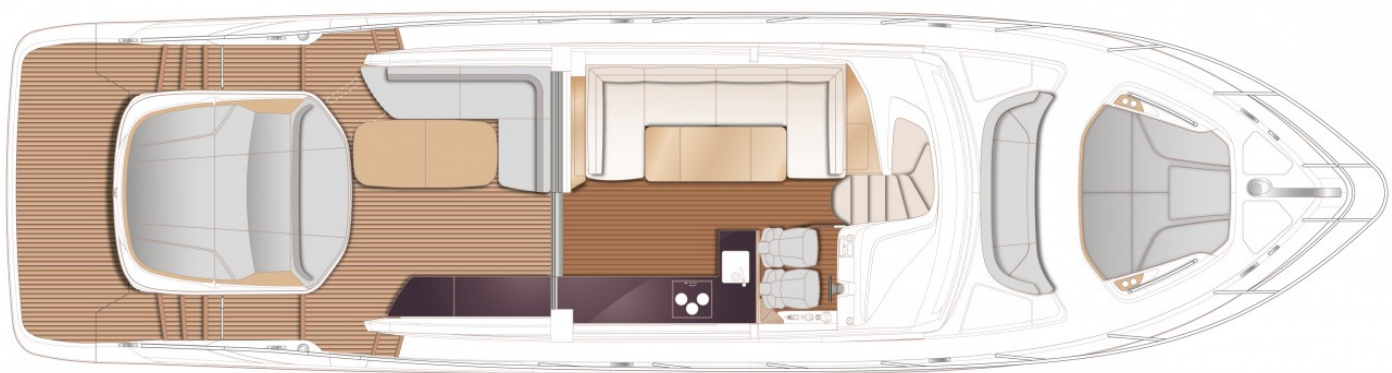


Yachts on the commission of Princess Yacht Monaco. The Company is not responsible for the accuracy of the information provided by the Shipowner (images used, yacht specifications, parameters, engine performance, legal design issues). The operating time of the engines is indicated at the time of preparation of the information and may change during further operation. The need for an inspection remains at the discretion of the Buyer. Exact parameters and characteristics can be specified in the contract of sale. Additional information is available from the manager on request.

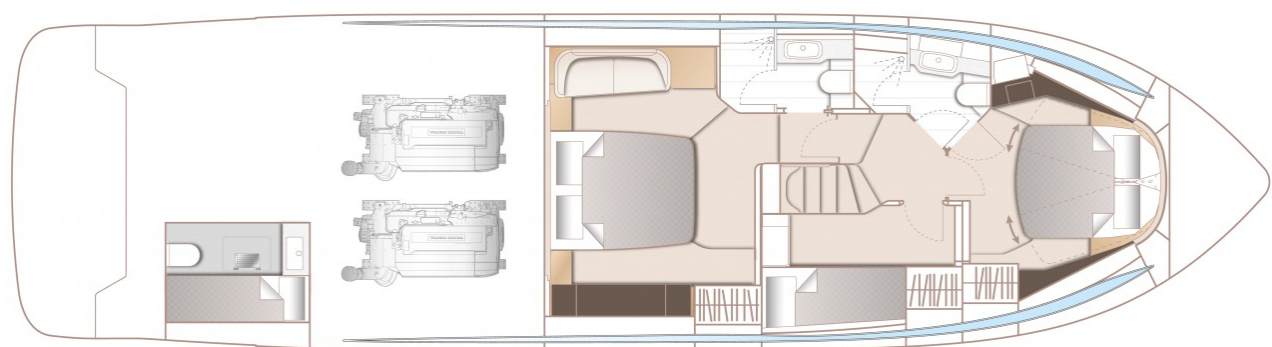
INTERIOR



LAYOUTS



MAIN DECK



LOWER DECK

Yachts on the commission of Princess Yacht Monaco. The Company is not responsible for the accuracy of the information provided by the Shipowner (images used, yacht specifications, parameters, engine performance, legal design issues). The operating time of the engines is indicated at the time of preparation of the information and may change during further operation. The need for an inspection remains at the discretion of the Buyer. Exact parameters and characteristics can be specified in the contract of sale. Additional information is available from the manager on request.